



## **SNH & Associates** **CHARTERED ACCOUNTANTS**

601/602, 6<sup>th</sup> Floor, Purva Plaza, Shimpoli Road, Off. S. V. Road, Opp Adani Electricity Office, Borivali (W), Mumbai - 400 092. • Tel. : (022) 4962 2124 • Website : www.snhca.in • E-mail : contact@snhca.in

### **INDEPENDENT AUDITOR'S REPORT**

**To the Members of Sumit Realty Pvt Ltd.**

**Report on the Audit of the Financial Statements**

#### **Opinion**

We have audited the standalone financial statements Sumit Realty Pvt Ltd ("the Company"), which comprise the Balance sheet as at 31st March 2022, the Statement of Profit and Loss (including Other Comprehensive Income), the Statement of Changes in Equity and the Statement of Cash Flows ended on that date, and a summary of significant accounting policies and other explanatory information (hereinafter referred to as the "standalone financial statements").

In our opinion and to the best of our information and according to the explanations given to us, the aforesaid standalone financial statements give the information required by the Companies Act, 2013 (the "Act") in the manner so required and give a true and fair view in conformity with the Indian Accounting Standards prescribed under section 133 of the Act read with the Companies (Indian Accounting Standards) Rules, 2015, as amended, ("IndAS") and other accounting principles generally accepted in India, of the state of affairs of the Company as at March 31, 2022, the Loss and total comprehensive income, changes in equity and its cash flows for the year ended on that date.

#### **Basis for Opinion**

We conducted our audit of the standalone financial statements in accordance with the Standards on Auditing ("SAs") specified under section 143(10) of the Act. Our responsibilities under those Standards are further described in the Auditors Responsibilities for the Audit of the Standalone Financial Statements section of our report. We are independent of the Company in accordance with the Code of Ethics issued by the Institute of Chartered Accountants of India ("ICAI") together with the ethical requirements that are relevant to our audit of the standalone financial statements under the provisions of the Act and the Rules made thereunder, and we have fulfilled our other ethical responsibilities in accordance with these requirements and the ICAI's Code of Ethics. We believe that the audit evidence obtained by us is sufficient and appropriate to provide a basis for our audit opinion on the standalone financial statements.

#### **Management's Responsibilities for the Standalone Financial Statements**

The Company's Board of Directors is responsible for the matters stated in section 134 (5) of the Act with respect to the preparation of these standalone financial statements that give a true and fair view of the financial position, financial performance, including other comprehensive income, changes in equity and cash flows of the Company in accordance with the Ind AS and other accounting principles generally accepted in India. This responsibility also includes maintenance of adequate accounting records in accordance with the provisions of the Act for safeguarding the assets of the Company and for preventing and detecting frauds and other irregularities; selection and application of appropriate accounting policies; making judgments and estimates that are reasonable and prudent; and design, implementation and maintenance of adequate internal financial controls, that were operating effectively for ensuring the accuracy and completeness of the accounting records, relevant to the preparation and presentation of the standalone financial statements that give a true and fair view and are free from material



misstatement, whether due to fraud or error.

In preparing the standalone financial statements, management is responsible for assessing the Company's ability to continue as a going concern, disclosing, as applicable, matters related to going concern and using the going concern basis of accounting unless management either intends to liquidate the Company or to cease operations, or has no realistic alternative but to do so.

The Board of Directors are responsible for overseeing the Company's financial reporting process.

#### **Auditor's Responsibilities for the Audit of the Standalone Financial Statements**

Our objectives are to obtain reasonable assurance about whether the standalone financial statements as a whole are free from material misstatement, whether due to fraud or error, and to issue an auditor's report that includes our opinion. Reasonable assurance is a high level of assurance, but is not a guarantee that an audit conducted in accordance with SAs will always detect a material misstatement when it exists. Misstatements can arise from fraud or error and are considered material if, individually or in the aggregate, they could reasonably be expected to influence the economic decisions of users taken on the basis of these standalone financial statements.

As part of an audit in accordance with SAs, we exercise professional judgment and maintain professional Skepticism throughout the audit. We also:

- Identify and assess the risks of material misstatement of the standalone financial statements, whether due to fraud or error, design and perform audit procedures responsive to those risks, and obtain audit evidence that is sufficient and appropriate to provide a basis for our opinion. The risk of not detecting a material misstatement resulting from fraud is higher than for one resulting from error, as fraud may involve collusion, forgery, intentional omissions, misrepresentations, or the override of internal control.
- Obtain an understanding of internal financial control relevant to the audit in order to design audit procedures that are appropriate in the circumstances. Under section 143(3)(i) of the Act, we are also responsible for expressing our opinion on whether the Company has adequate internal financial controls system in place and the operating effectiveness of such controls.
- Evaluate the appropriateness of accounting policies used and the reasonableness of accounting estimates and related disclosures made by management.
- Conclude on the appropriateness of management's use of the going concern basis of accounting and, based on the audit evidence obtained, whether a material uncertainty exists related to events or conditions that may cast significant doubt on the Company's ability to continue as a going concern. If we conclude that a material uncertainty exists, we are required to draw attention in our auditor's report to the related disclosures in the standalone financial statements or, if such disclosures are inadequate, to modify our opinion. Our conclusions are based on the audit evidence obtained up to the date of our auditor's report. However, future events or conditions may cause the Company to cease to continue as a going concern.
- Evaluate the overall presentation, structure and content of the standalone financial statements, including the disclosures, and whether the standalone financial statements represent the underlying transactions and events in a manner that achieves fair presentation.

Materiality is the magnitude of misstatements in the standalone financial statements that, individually or in aggregate, makes it probable that the economic decisions of a reasonably knowledgeable user of the standalone financial statements may be influenced. We consider quantitative materiality and qualitative factors in (i)



planning the scope of our audit work and in evaluating the results of our work; and (ii) to evaluate the effect of any identified misstatements in the standalone financial statements.

We communicate with those charged with governance regarding, among other matters, the planned scope and timing of the audit and significant audit findings, including any significant deficiencies in internal control that we identify during our audit.

We also provide those charged with governance with a statement that we have complied with relevant ethical requirements regarding independence, and to communicate with them all relationships and other matters that may reasonably be thought to bear on our independence, and where applicable, related safeguards.

From the matters communicated with those charged with governance, we determine those matters that were of most significance in the audit of the standalone financial statements of the current period and are therefore the key audit matters. We describe these matters in our auditor's report unless law or regulation precludes public disclosure about the matter or when, in extremely rare circumstances, we determine that a matter should not be communicated in our report because the adverse consequences of doing so would reasonably be expected to outweigh the public interest benefits of such communication.

### Report on Other Legal and Regulatory Requirements

1. As required by Section 143(3) of the Act, based on our audit we report that:
  - a) We have sought and obtained all the information and explanations which to the best of our knowledge and belief were necessary for the purposes of our audit.
  - b) In our opinion, proper books of account as required by law have been kept by the Company so far as it appears from our examination of those books.
  - c) The Balance Sheet, the Statement of Profit and Loss including Other Comprehensive Income, Statement of Changes in Equity and the Statement of Cash Flows dealt with by this Report are in agreement with the relevant books of account.
  - d) In our opinion, the aforesaid standalone financial statements comply with the Ind AS specified under Section 133 of the Act.
  - e) On the basis of the written representations received from the director's son March 31, 2022 taken on record by the Board of Directors, none of the directors is disqualified as on March 31, 2022 from being appointed as a director in terms of Section 164(2) of the Act.
  - f) In our opinion there are no observations or comments on the financial transactions, which may have an adverse effect on the functioning of the Company.
  - g) With respect to the adequacy of the internal financial controls over financial reporting of the Company and the operating effectiveness of such controls, refer to our separate Report in "Annexure A". Our report expresses an unmodified opinion on the adequacy and operating effectiveness of the Company's internal financial controls over financial reporting.
  - h) With respect to the other matters to be included in the Auditor's Report in accordance with the requirements of section 197(16) of the Act, as amended:


In our opinion and to the best of our information and according to the explanations given to us, the



remuneration paid by the Company to its directors during the year is in accordance with the provisions of section 197 of the Act.

- i) With respect to the other matters to be included in the Auditor's Report in accordance with Rule 11 of the Companies (Audit and Auditors) Rules, 2014, as amended in our opinion and to the best of our information and according to the explanations given to us:
- i. The Company has disclosed the impact of pending litigations on its financial position in its standalone financial statements.
  - ii. The Company has made provision, as required under the applicable law or accounting standards, for material foreseeable losses, if any, on long-term contracts including derivative contracts;
  - iii. There has been no delay in transfer ring amounts, required to be transferred, to the Investor Education and Protection Fund by the Company.
2. As required by the Companies (Auditor's Report) Order, 2020 ("the Order") issued by the Central Government in terms of Section 143(11) of the Act, we give in "Annexure B" a statement on the matters specified in paragraphs 3 and 4 of the Order.

For SNH & Associates  
Chartered Accountants  
Firm Registration No.112819W



CA Sudhir R. Shah

Partner

Membership No: 035592

UDIN : 22035592ANNGPM2625

Place: Mumbai

Date : 27/05/2022



## **ANNEXURE "A" TO THE INDEPENDENT AUDITOR'S REPORT**

(Referred to in paragraph 1 (f) under 'Report on Other Legal and Regulatory Requirements' section of our report to the Members of SUMIT REALTY PVT LTD. of even date)

### **Report on the Internal Financial Controls Over Financial Reporting under Clause (i) of Sub-section 3 of Section 143 of the Companies Act, 2013 ("the Act")**

We have audited the internal financial controls over financial reporting of SUMIT REALTY PVT LTD. (the "Company") as of March 31, 2022 in conjunction with our audit of the standalone financial statements of the Company for the year ended on that date.

#### **Management's Responsibility for Internal Financial Controls**

The Board of Directors of the Company is responsible for establishing and maintaining internal financial controls based on the internal control over financial reporting criteria established by the Company considering the essential components of internal control stated in the Guidance Note on Audit of Internal Financial Controls Over Financial Reporting issued by the Institute of Chartered Accountants of India (the "ICAI"). These responsibilities include the design, implementation and maintenance of adequate internal financial controls that were operating effectively for ensuring the orderly and efficient conduct of its business, including adherence to respective company's policies, the safeguarding of its assets, the prevention and detection of frauds and errors, the accuracy and completeness of the account in records, and the timely preparation of reliable financial information, as required under the Companies Act, 2013.

#### **Auditor's Responsibility**

Our responsibility is to express an opinion on the Company's internal financial controls over financial reporting of the Company based on our audit. We conducted our audit in accordance with the Guidance Note on Audit of Internal Financial Controls Over Financial Reporting (the "Guidance Note") issued by the ICAI and the Standards on Auditing prescribed under Section 143 (10) of the Companies Act, 2013, to the extent applicable to an audit of internal financial controls. Those Standards and the Guidance Note require that we comply with ethical requirements and plan and perform the audit to obtain reasonable assurance about whether adequate internal financial controls over financial reporting was established and maintained and if such controls operated effectively in all material respects.

Our audit involves performing procedures to obtain audit evidence about the adequacy of the internal financial controls system over financial reporting and their operating effectiveness. Our audit of internal financial control over financial reporting included obtaining an understanding of internal financial control over financial reporting, assessing the risk that a material weakness exists, and testing and evaluating the design and operating effectiveness of internal control based on the assessed risk. The procedures selected depend on the auditor's judgment, including the assessment of the risks of material misstatement of the financial statements, whether due to fraud or error.

We believe that the audit evidence we have obtained, is sufficient and appropriate to provide a basis for our audit opinion on the Company's internal financial controls system over financial reporting.

#### **Meaning of Internal Financial Controls over Financial Reporting**

A company's internal financial control over financial reporting is a process designed to provide reasonable



assurance regarding the reliability of financial reporting and the preparation of financial statements for external purposes in accordance with generally accepted accounting principles. A company's internal financial control over financial reporting includes those policies and procedures that (1) pertain to the maintenance of records that, in reasonable detail, accurately and fairly reflect the transactions and dispositions of the assets of the company; (2) provide reasonable assurance that transactions are recorded as necessary to permit preparation of financial statements in accordance with generally accepted accounting principles, and that receipts and expenditures of the company are being made only in accordance with authorizations of management and directors of the company; and (3) provide reasonable assurance regarding prevention or timely detection of unauthorized acquisition, use, or disposition of the company's assets that could have a material effect on the financial statements.


#### **Inherent Limitations of Internal Financial Controls over Financial Reporting**

Because of the inherent limitations of internal financial controls over financial reporting, including the possibility of collusion or improper management override of controls, material misstatements due to error or fraud may occur and not be detected. Also, projections of any evaluation of the internal financial controls over financial reporting to future periods are subject to the risk that the internal financial control over financial reporting may become inadequate because of changes in conditions, or that the degree of compliance with the policies or procedures may deteriorate.

#### **Opinion**

In our opinion, to the best of our information and according to the explanations given to us, the Company has, in all material respects, an adequate internal financial controls system over financial reporting and such internal financial controls over financial reporting were operating effectively as at March 31, 2022, based on the internal financial control over financial reporting criteria established by the Company considering the essential components of internal control stated in the Guidance Note on Audit of Internal Financial Controls Over Financial Reporting issued by the ICAI.

For SNH & Associates  
Chartered Accountants  
Firm Registration No. 112819W



CA Sudhir R. Shah  
Partner  
Membership No: 035592  
UDIN : 22035592ANNGPM2625  
Place: Mumbai  
Date : 27/05/2022



## ANNEXURE 'B' TO THE INDEPENDENT AUDITOR'S REPORT

(Referred to in paragraph 2 under 'Report on Other Legal and Regulatory Requirements' section of our report to the Members of SUMIT REALTY PVT LTD. of even date)

- i. In respect of the Company's tangible & intangible assets:

The Company don't have any property, plant & equipment or intangible Asset as on 31/03/2022 hence the provisions of clause 3(i) of the Order are not applicable.

- ii. The Company does not have any inventory and no working capital limits in excess of five crore rupees (at any point of time during the year), in aggregate, from banks or financial institutions on the basis of security of current assets. Accordingly, the provisions of clause 3(ii) of the Order are not applicable.

- iii.

- (a) According to the information explanation provided to us, the Company has provided loans or provided advances in the nature of loans, or given guarantee, or provided security to any other entity.

To Whom	the aggregate amount during the year	balance outstanding at the balance sheet date
To subsidiaries, joint ventures and associates	NIL	NIL
Parties other than subsidiaries, joint ventures and associates	NIL	363.65 Lakhs

- (b) According to the information and explanation given to us, the investments made, guarantees provided, security given and the terms and conditions of the grant of all loans and advances in the nature of loans and guarantees provided are not prejudicial to the company's interest;
- (c) In case of the loans and advances in the nature of loan, schedule of repayment of principal and payment of interest have been stipulated and the borrowers have been regular in the payment of the principal and interest except for the loans which are repayable on demand basis.
- (d) According to the information and explanations given to us and on the basis of our examination of the records of the Company, there is no overdue amount for more than ninety days in respect of loans given.
- (e) According to the information and explanation given to us, in respect of any loan or advance in the nature of loan granted which has fallen due during the year, none has been renewed or extended or fresh loans granted to settle the overdues of existing loans given to the same parties;



- (f) The company has granted loans or advances in the nature of loans either repayable on demand or without specifying any terms or period of repayment, required details in respect thereof are as below:

Particulars	Promoters	Related Parties	Other Parties
Aggregate of loans/advances Repayable on demand or Agreement does not specify any terms or period of Repayment outstanding as on 31/03/2022	32.65 Lakhs	331.00 Lakhs	NIL
Total Loan/advances given outstanding as on 31/03/22	363.65 Lakhs		
Percentage of loans/advances in nature of loan to the total loans	8.98%	91.02%	0%

- iv. According to the information and explanations given to us and on the basis of our examination of records of the Company, in respect of investments made and loans, guarantees and security given by the Company, in our opinion the provisions of Section 185 and 186 of the Companies Act, 2013 ("the Act") have been complied with.
- v. The company has not accepted deposits during the year and does not have any unclaimed deposits as at March 31, 2022 and therefore, the provisions of the clause 3 (v) of the Order are not applicable to the Company.
- vi. The maintenance of cost records has not been specified by the Central Government under section 148(1) of the Companies Act, 2013 for the business activities carried out by the Company. Thus reporting under clause 3(vi) of the order is not applicable to the Company.
- vii. According to the information and explanations given to us, in respect of statutory dues:
- (a) The Company has generally been regular in depositing undisputed statutory dues, including Provident Fund, Employees' State Insurance, Income Tax, Goods and Services Tax and other material statutory dues applicable to it with the appropriate authorities. Further, no undisputed amounts payable in respect thereof were outstanding at the year-end for a period of more than six months from the date they became payable.
- (b) There are no dues in respect of Goods and Services Tax, provident fund, employees' state insurance, income-tax, sales-tax, Goods and services tax, and any other statutory dues that have not been deposited with the appropriate authorities on account of any dispute.
- viii. According to the information and explanations given to us and on the basis of our examination of the records of the Company, the Company has not surrendered or disclosed any transactions, previously unrecorded as income in the books of account, in the tax assessments under the Income Tax Act, 1961 as income during the year.
- ix.
- a) According to the information and explanations given to us and based on examination of the records of the Company, the Company has not defaulted in repayment of loans or borrowing



or in the payment of interest thereon to any financial institution or bank The Company did not have any loans or borrowings from government during the year.

- b) According to the information and explanations given to us and on the basis of our examination of the records of the Company, the Company has not been declared a wilful defaulter by any bank or financial institution or government or government authority.
  - c) In our opinion and according to the information and explanations given to us by the management, term loans were applied for the purpose for which the loans were obtained.
  - d) According to the information and explanations given to us and on an overall examination of the balance sheet of the Company, we report that no funds raised on short-term basis have been used for long-term purposes by the Company.
  - e) According to the information and explanations given to us and on an overall examination of the standalone financial statements of the Company, we report that the Company has not taken any funds from any entity or person on account of or to meet the obligations of its subsidiaries, associates or joint ventures as defined under the Act.
  - f) According to the information and explanations given to us and procedures performed by us, we report that the Company has not raised loans during the year on the pledge of securities held in its subsidiaries, joint ventures or associate companies (as defined under the Act).
- x. (a) The Company has not raised moneys by way of initial public offer or further public offer (including debt instruments) or term loans and hence reporting under clause 3 (x)(a) of the Order is not applicable to the Company.
- (b) According to the information and explanations given to us and on the basis of our examination of the records of the Company, the Company has not made any preferential allotment or private placement of shares or fully or partly convertible debentures during the year. Accordingly, clause 3(x)(b) of the Order is not applicable.
- xi. (a) To the best of our knowledge and according to the information and explanations given to us, no fraud by the Company or no material fraud on the Company by its officers or employees has been noticed or reported during the year.
- (b) According to the information and explanations given to us, no report under sub-section (12) of Section 143 of the Act has been filed by the auditors in Form ADT-4 as prescribed under Rule 13 of the Companies (Audit and Auditors) Rules, 2014 with the Central Government.
- (c) As represented to us by the management, there are no whistle blower complaints received by the Company during the year.
- xii. The Company is not a Nidhi Company and hence reporting under clause 3 (xii) of the Order is not applicable to the Company.



- xiii. In our opinion and according to the information and explanations given to us, the Company is in compliance with Section 177 and 188 of the Companies Act, 2013 where applicable, for all transactions with the related parties and the details of related party transactions have been disclosed in the standalone financial statements as required by the applicable Indian accounting standards.
- xiv. a) Based on Information and explanations provided to us and our audit procedures, In our opinion, the Company has an internal audit system commensurate with the size and nature of its business.
- (b) According to the information and explanations given to us, no internal audit done.
- xv. In our opinion and according to the information and explanations given to us, during the year the Company has not entered into any non-cash transactions with its Directors or persons connected to its directors and hence provisions of section 192 of the Companies Act, 2013 are not applicable to the Company.
- xvi. (a) The Company is not required to be registered under Section 45-IA of the Reserve Bank of India Act, 1934. Accordingly, clause 3(xvi)(a) of the Order is not applicable.
- (b) The Company is not required to be registered under Section 45-IA of the Reserve Bank of India Act, 1934. Accordingly, clause 3(xvi)(b) of the Order is not applicable.
- (c) The Company is not a Core Investment Company (CIC) as defined in the regulations made by the Reserve Bank of India. Accordingly, clause 3(xvi)(c) of the Order is not applicable.
- (d) The Company is not part of any group (as per the provisions of the Core Investment Companies (Reserve Bank) Directions, 2016 as amended). Accordingly, the requirements of clause 3(xvi)(d) are not applicable.
- xvii. According to the information and explanation given to us, the company has not incurred any cash losses in financial year and immediately preceding financial year.
- xviii. There has been no resignation of the statutory auditors during the year. Accordingly, clause 3(xviii) of the Order is not applicable.
- xix. In our opinion and according to information and explanation given to us, the company can meet the liability which are exist as at the balance sheet date when such liabilities are due in the future.



xx. According to the Information and explanation given to us, the company has not under obligation of corporate social responsibility, so there is no amount which remain unspent and need to transfer under special accounts in accordance with section 135 of the companies Act, 2013. Accordingly, clauses 3(xx)(a) and 3(xx)(b) of the Order are not applicable.

Our opinion is not modified in respect of this matter.

For SNH & Associates  
Chartered Accountants  
Firm Registration No.132819W



CA Sudhir R. Shah  
Partner

Membership No: 035592  
UDIN : 22035592ANNGPM2625  
Place: Mumbai  
Date : 27/05/2022

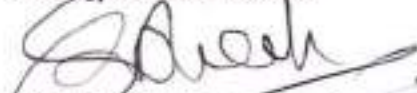


Sumit Realty Private Limited  
CIN : U70102MH2009PTC197710  
Balance sheet at March 31, 2022  
All amounts are ₹ in Lakhs unless otherwise stated

Particulars	Note No.	As at March 31, 2022	As at March 31, 2021
<b>Assets</b>			
<b>1 Non-current assets</b>			
a. Property, plant and equipment	6	-	0.05
b. Non-current tax asset (net)		2.62	2.62
c. Deferred tax asset (net)	7	-	0.15
<b>Total non-current assets</b>		<b>2.62</b>	<b>2.82</b>
<b>2 Current assets</b>			
a. Inventories	8	-	0.87
b. Financial Assets			
i. Trade receivables	9	352.40	352.41
ii. Cash and cash equivalents	10	25.04	10.33
iii. Other financial assets	11	365.46	364.98
c. Other current assets	12	70.70	94.45
<b>Total current assets</b>		<b>813.60</b>	<b>823.04</b>
<b>Total assets</b>		<b>816.22</b>	<b>825.87</b>
<b>Equity and liabilities</b>			
<b>Equity</b>			
a. Equity share capital	13	5.00	5.00
b. Other equity	14	746.40	757.62
<b>Total Equity</b>		<b>751.40</b>	<b>762.62</b>
<b>Liabilities</b>			
<b>1 Current liabilities</b>			
a. Financial liabilities			
i. Borrowings	15	60.00	60.00
ii. Trade payables	16	4.19	2.54
iii. Other financial liabilities	17	0.55	0.42
b. Other current liabilities	18	0.08	0.29
<b>Total current liabilities</b>		<b>64.82</b>	<b>63.25</b>
<b>Total liabilities</b>		<b>64.82</b>	<b>63.25</b>
<b>Total Equity and Liabilities</b>		<b>816.22</b>	<b>825.87</b>

See accompanying notes to the financial statements

For Sivri & Associates  
Chartered Accountants  
Firm Registration No.132819W

  
CA Sushir R. Shale  
(Partner)

Membership No: 035592  
Place: Mumbai  
UDIN : 22035592ANNGPM2625  
Dated: 27/05/2022



For and on behalf of the Board

 & 

Mr. Mitaram R. Jangid  
Director  
DIN: 00043757

Mr. John Dantas  
Director  
DIN: 02346373




Sumit Realty Private Limited  
CIN : U70102MH2009PTC197710  
Statement of profit and loss for the year ended March 31, 2022  
All amounts are ₹ in Lakhs unless otherwise stated

	Note No.	For the year ended March 31, 2022	For the year ended March 31, 2021
I Revenue from operations	19	-	128.13
II Other Income	20	1.17	3.18
III Total Income (I + II)		1.17	131.31
IV Expenses			
Changes in inventories	21	0.87	129.41
Employee benefits expense	22	4.62	4.21
Constructions & Development Expenses	23	1.02	2.37
Depreciation and amortisation expense	24	0.05	0.03
Other expenses	25	5.68	20.47
Total expenses (IV)		12.24	156.49
V (Loss)/Profit before tax (III - IV)		(11.07)	(25.18)
VI Tax expenses			
Current tax	26	-	(0.28)
Deferred tax	26	0.15	0.01
		0.15	(0.27)
VII (Loss)/Profit for the year (V - VI)		(11.22)	(24.91)
VIII Other comprehensive income		-	-
IX Total comprehensive (loss)/income for the year (VII + VIII)		(11.22)	(24.91)
X Earnings per equity share			
(1) Basic (in ₹)	28	(22.44)	(49.82)
(2) Diluted (in ₹)	28	(22.44)	(49.82)

See accompanying notes to the financial statements

For SNH & Associates  
Chartered Accountants  
Firm Registration No.132819W



CA Sudhir R. Shah  
(Partner)  
Membership No: 035592


Place: Mumbai  
UDIN : 22035592ANNGPM2625  
Dated: 27/05/2022



For and on behalf of the Board



Mr. Mitaran R. Jangid  
Director  
DIN: 00043757



Mr. John Dantas  
Director  
DIN: 02344373



Sumit Realty Private Limited  
CIN : U70102MH2009PTC197710  
Cash Flow Statement For The Year Ended March 31, 2022  
All amounts are ₹ in Lakhs unless otherwise stated

Particulars	For the year ended March 31, 2022	For the year ended March 31, 2021
<b>A Cash From Operating Activities</b>		
Net Profit Before Tax	(11.07)	(25.18)
<b>Adjustments For</b>		
Depreciation On Fixed Assets	0.05	0.03
Income tax Refund of prior year due to excess provision	-	0.28
<b>Net Operating Profit Before Change in Working Capital</b>	<b>(11.02)</b>	<b>(24.87)</b>
<b>Adjustments For Working Capital</b>		
(Decrease)/Increases in Trade Payables	1.65	1.17
(Decrease)/Increases in Other Current Liabilities	(0.08)	0.46
(Increases)/Decrease in Inventories	0.87	129.42
(Increases)/Decrease in Trade Receivables	0.01	6.00
(Increases)/Decrease in Other Current Assets	23.28	(105.25)
<b>Gross Cash From Operations</b>	<b>14.71</b>	<b>6.93</b>
Less- Income tax paid	-	-
	<b>14.71</b>	<b>6.93</b>
<b>B Cash From Investing Activities</b>		
Long term loan repaid/ (given)	-	-
	-	-
<b>C Cash From Financing Activities</b>		
Loan (Repayment)/Taken	-	(12.00)
	-	(12.00)
<b>Net Increases/(Decrease) in Cash (A+B+C)</b>	<b>14.71</b>	<b>(5.07)</b>
Opening Cash & Cash equivalent	10.33	15.40
<b>Closing Cash &amp; Cash equivalents</b>	<b>25.04</b>	<b>10.33</b>

Notes: The Above statement have been prepared by indirect method.  
Cash & Cash equivalent represent Cash & Bank Balances.  
As per our report of even date

For SNH & Associates  
Chartered Accountants  
Firm Registration No.132819W

CA Sudhir B. Shah  
(Partner)  
Membership No: 035592

Place: Mumbai  
UDIN : 22035592ANNGPM2625  
Dated: 27/05/2022



For and on behalf of the Board

Mr. Mitaram R. Jangid  
Director  
DIN: 00043757

Mr. John Dantas  
Director  
DIN: 02346373



Sumit Realty Private Limited

Statement of changes in equity for the year ended March 31, 2022

All amounts are ₹ in Lakhs unless otherwise stated

a. Equity share capital

(i) Balance at March 31, 2022

Balance at the beginning of the current reporting period	Changes in Equity Share Capital due to prior period errors	Restated balance at the beginning of the current reporting period	Changes in equity share capital during the current year	Balance at the end of the current reporting period
5.00	-	5.00	-	5.00

(ii) Balance at March 31, 2021

Balance at the beginning of the previous reporting period	Changes in Equity Share Capital due to prior period errors	Restated balance at the beginning of the previous reporting period	Changes in equity share capital during the previous year	Balance at the end of the previous reporting period
5.00	-	5.00	-	5.00

b. Other equity

(i) Balance at March 31, 2022

Particulars	Reserves & surplus	Total
	Retained earnings	
Balance at the April 1, 2021	757.62	757.62
Changes in accounting policy or prior period errors	-	-
Restated balance at the April 1, 2021	757.62	757.62
Total Comprehensive Income for the current year	(11.22)	(11.22)
Balance at the March 31, 2022	746.40	746.40

(ii) Balance at March 31, 2021

Particulars	Reserves & surplus	Total
	Retained earnings	
Balance at the April 1, 2021	782.53	782.53
Changes in accounting policy or prior period errors	-	-
Restated balance at the April 1, 2021	782.53	782.53
Total Comprehensive Loss for the current year	(24.91)	(24.91)
Balance at the March 31, 2022	757.62	757.62



**Sumit Realty Private Limited**

**Notes to financial statement for the year ended March 31, 2022**

**1. Background Information**

Sumit Realty Private Limited (The Company) was incorporated at Mumbai on December 09, 2009 under the provisions of the Companies Act, 2013 vide Certificate of Incorporation issued by the Registrar of Companies, Mumbai. The Registered Office of the Company is B-Wing, Office No-1101, Opp. Reliance office, Express Zone, W.E.Highway, Malad (east) Mumbai 400097.

The Company is primarily engaged in the business of real estate/real estate development and incidental services. It is Associate Company of Sumit Woods Limited.

The standalone financial statements of the Company as on March 31, 2022 were approved and authorised for issue by the Board of Directors on **May 27, 2022**.

**2. Statement of Compliance with Ind AS**

In accordance with the notification issued by the Ministry of Corporate Affairs, the Company has adopted Ind AS notified under the Companies (Indian Accounting Standards) Rules, 2015, as amended from time to time.

**3. Basis of Preparation of Financial Statements**

The financial statements have been prepared on accrual basis under the historical cost convention except for certain financial instruments measured at fair value at the end of each reporting period as explained in accounting policies below.

The financial statements are presented in Indian Rupees (INR) and all values are rounded to the nearest lacs, unless otherwise indicated.

**Current and Non-Current Classification:**

An asset/liability is classified as current when it satisfies any of the following criteria:


- i. It is expected to be realized/ settled, or is intended for sale or consumption, in the companies normal operating cycle or
- ii. It is held primarily for the purpose of being traded or
- iii. It is expected to be realized/ due to be settled within 12 months after the reporting date or
- iv. It is cash or cash equivalent unless it is restricted from being exchanged or used to settle a liability for at least 12 months after the reporting date or
- v. The Company does not have an unconditional right to defer settlement of the liability for at least 12 months after the reporting date.

All other assets and liabilities are classified as non-current.

**4. Use of estimates**

The preparation of financial statements in conformity with the recognition and measurement principles of Ind AS requires management of the Company to make judgments, estimates and assumptions that affect the reported amounts of assets and liabilities, disclosures including disclosures of contingent assets and contingent liabilities as at the date of financial statements and the reported amounts of revenues and expenses during the period. Actual results may differ from these estimates. Estimates and underlying assumptions are reviewed on an ongoing basis. Revisions to accounting estimates are recognized in the period in which the estimates are revised and in future periods which are affected.

Key sources of estimation of uncertainty at the date of the financial statements, which may cause a material adjustment to the carrying amounts of assets and liabilities within the next financial year, is in respect of: fair valuation of unquoted equity investments, impairment of financial instruments.



impairment of property, plant & equipment, useful lives of property, plant & equipment, provisions and contingent liabilities and long term retirement benefits.

**Estimation of uncertainties relating to the global health pandemic from COVID-19 (COVID-19):**

The Company has considered the possible effects that may result from the pandemic relating to COVID-19. There are no receivables in the Company and therefore no material impact of COVID-19 is expected on the Company. In developing the assumptions relating to the possible future uncertainties in the global economic conditions because of this pandemic, the Company, as at the date of approval of these financial statements has used internal and external sources of information including credit reports and related information, economic forecasts. The impact of COVID-19 on the Company's financial statements may differ from that estimated as at the date of approval of these financial statements.

**5. Significant Accounting policies**

**5.1 Financial Instruments**

**Classification**

Financial assets, other than equity instruments, are subsequently measured at amortised cost, fair value through other comprehensive income (FVOCI) or fair value through profit or loss (FVTPL) on the basis of both:

- (a) The entity's business model for managing the financial assets, and
- (b) The contractual cash flow characteristics of the financial asset.

For assets measured at fair value, gains and losses will either be recorded in profit or loss or other comprehensive income. For investments in debt instruments, this will depend on the business model in which the investment is held.

The Company reclassifies debt investments when and only when its business model for managing those assets changes.

**Measurement**

At initial recognition, the Company measures a financial asset at its fair value plus, in the case of a financial asset not carried at fair value through profit or loss, transaction costs that are directly attributable to the acquisition of the financial asset. Transaction costs of financial assets carried at fair value through profit or loss are expensed in profit or loss.

**Debt Instruments**

Subsequent measurement of debt instruments depends on the Company's business model for managing the asset and the cash flow characteristics of the asset. There are three measurement categories into which the Company classifies its debt instruments:

- **Amortised cost:** Assets that are held for collection of contractual cash flows where those cash flows represent solely payments of principal and interest are measured at amortised cost. A gain or loss on a debt investment that is subsequently measured at amortised cost and is not part of a hedging relationship is recognised in profit or loss when the asset is derecognised or impaired. Interest income from these financial assets is included in finance income using the effective interest rate method.
- **Fair value through other comprehensive income (FVOCI):** Assets that are held for collection of contractual cash flows and for selling the financial assets, where the assets' cash flows represent solely payments of principal and interest, are measured at fair value through other comprehensive income (FVOCI). Movements in the carrying amount are taken through OCI, except for the recognition of impairment gains or losses, interest revenue and foreign exchange gains and losses which are recognised in profit and loss. When the financial asset is



derecognised, the cumulative gain or loss previously recognised in OCI is reclassified from equity to profit or loss and recognised in other gains/ (losses). Interest income from these financial assets is included in other income using the effective interest rate method.

- **Fair value through profit or loss:** Assets that do not meet the criteria for amortised cost or FVOCI are measured at fair value through profit or loss. A gain or loss on a debt investment that is subsequently measured at fair value through profit or loss and is not part of a hedging relationship is recognised in profit or loss and presented net in the statement of profit and loss within other gains/(losses) in the period in which it arises. Interest income from these financial assets is included in other income.

#### Impairment of financial assets

The Company assesses on a forward looking basis the expected credit losses associated with its assets carried at amortised cost. For trade receivables only, the Company applies the simplified approach permitted by Ind AS 109 Financial Instruments, which requires expected lifetime losses to be recognised from initial recognition of the receivables.

#### Derecognition of financial assets

A financial asset is derecognised only when

- The Company has transferred the rights to receive cash flows from the financial asset or
- The Company retains the contractual rights to receive the cash flows of the financial asset, but assumes a contractual obligation to pay the cash flows to one or more recipients.

Where the entity has transferred an asset, the Company evaluates whether it has transferred substantially all risks and rewards of ownership of the financial asset. In such cases, the financial asset is derecognised.

Where the entity has not transferred substantially all risks and rewards of ownership of the financial asset, the financial asset is not derecognised. Where the entity has neither transferred a financial asset nor retains substantially all risks and rewards of ownership of the financial asset, the financial asset is derecognised if the Company has not retained control of the financial asset. Where the Company retains control of the financial asset, the asset is continued to be recognised to the extent of continuing involvement in the financial asset.

#### Financial Liabilities

All Financial liabilities are measured at amortised cost using effective interest method or fair value through profit and loss. However, financial liabilities that arise when a transfer of a financial asset does not qualify for derecognition or when the continuing involvement approach applies, financial guarantee contracts issued by the Company, and commitments issued by the Company to provide a loan at below-market interest rate are measured in accordance with the specific accounting policies set out below.

#### Financial liabilities at FVTPL

Financial liabilities are classified as at FVTPL when the financial liability is either contingent consideration recognised by the Company as an acquirer in a business combination to which Ind AS 103 applies or is held for trading or it is designated as at FVTPL.

A financial liability is classified as held for trading if:

- it has been incurred principally for the purpose of repurchasing it in the near term; or
- on initial recognition it is part of a portfolio of identified financial instruments that the Company manages together and has a recent actual pattern of short-term profit-taking; or
- it is a derivative that is not designated and effective as a hedging instrument



A financial liability other than a financial liability held for trading or contingent consideration recognised by the Company as an acquirer in a business combination to which Ind AS 103 applies, may be designated as at FVTPL upon initial recognition if:

- such designation eliminates or significantly reduces a measurement or recognition inconsistency that would otherwise arise;
- the financial liability is managed and its performance is evaluated on a fair value basis, in accordance with the Company's documented risk management or investment strategy, or
- it forms part of a contract containing one or more embedded derivatives, and Ind AS 109 permits the entire combined contract to be designated as at FVTPL.

Financial liabilities at FVTPL are stated at fair value, with any gains or losses arising on remeasurement recognised in Statement of Profit and Loss. The net gain or loss recognised in Statement of Profit and Loss incorporates any interest paid on the financial liability and is included in the 'Other income' line item.

Gains or losses on financial guarantee contracts and loan commitments issued by the Company that are designated by the Company as at fair value through profit or loss are recognised in Statement of Profit and Loss.

#### Financial liabilities subsequently measured at amortised cost

Financial liabilities that are not held-for-trading and are not designated as at FVTPL are measured at amortised cost at the end of subsequent accounting periods. The carrying amounts of financial liabilities that are subsequently measured at amortised cost are determined based on the effective interest method. Interest expense that is not capitalised as part of costs of an asset is included in the 'Finance costs' line item. The effective interest method is a method of calculating the amortised cost of a financial liability and of allocating interest expense over the relevant period. The effective interest rate is the rate that exactly discounts estimated future cash payments (including all fees paid or received that form an integral part of the effective interest rate, transaction costs and other premiums or discounts) through the expected life of the financial liability, or (where appropriate) a shorter period, to the net carrying amount on initial recognition.

#### Derecognition of financial liabilities

The Company derecognises financial liabilities when, and only when, the Company's obligations are discharged, cancelled or have expired. An exchange with a lender of debt instruments with substantially different terms is accounted for as an extinguishment of the original financial liability and the recognition of a new financial liability. Similarly, a substantial modification of the terms of an existing financial liability (whether or not attributable to the financial difficulty of the debtor) is accounted for as an extinguishment of the original financial liability and the recognition of a new financial liability. The difference between the carrying amount of the financial liability derecognised and the consideration paid and payable is recognised in Statement of Profit and Loss.

#### 5.2 Cash and cash equivalents

Cash and cash equivalent in the balance sheet comprise cash at banks and on hand and short-term deposits with an original maturity of three months or less, that are readily convertible into known amounts of cash and which are subject to an insignificant risk of changes in value.

For the purpose of the statement of cash flows, cash and cash equivalents consist of cash and short term deposits, as defined above, as they are considered an integral part of the Company's cash management.



### 5.3 Property Plant and Equipment

#### Recognition and initial measurement

Property, plant and equipment are valued at cost of acquisition or construction less accumulated depreciation and impairment loss. The Company capitalises all costs relating to the acquisition, installation and construction of property, plant and equipment. Subsequent costs are included in the asset's carrying amount or recognised as separate asset, as appropriate, only when it is probable that future economic benefits associated with the item will flow to the Company. All other repair and maintenance costs are recognized instatement of profit or loss as incurred.

#### Subsequent measurement (depreciation and useful lives):

Depreciation is provided on the assets on their original costs up to their net residual value estimated at 5% of the original cost, prorata to the period of use on the written down value method, over their estimated useful life. Assets individually costing upto Rs.5,000 are fully depreciated in the year of purchase.

The residual values, useful lives and method of depreciation are reviewed at the end of each financial year.

#### De-recognition:

An item of property, plant and equipment and any significant part initially recognized is derecognized upon disposal or when no future economic benefits are expected from its use or disposal. Any gain or loss arising on derecognition of the asset (calculated as the difference between the net disposal proceeds and the carrying amount of the asset) is recognized in the statement of profit and loss, when the asset is de-recognized.

### 5.4 Intangible Assets

#### Recognition and initial measurement

Intangible assets are stated at their cost of acquisition. The cost comprises purchase price, borrowing cost, if capitalization criteria are met and directly attributable cost of bringing the asset to its working condition for the intended use.

#### Subsequent measurement (amortisation):

The cost of capitalized software is amortized over a period of 6 years from the date of its acquisition.

### 5.5 Capital work in progress and Capital advances

Cost of assets not ready for intended use, as on the Balance Sheet date, is shown as capital work in progress. Advances given towards acquisition of property, plant and equipment outstanding at each Balance Sheet date are disclosed in Other Non-Financial Assets.

### 5.6 Revenue Recognition

#### Revenue from real estate development/ sale, maintenance services and project management services

Revenue is recognised on satisfaction of performance obligation upon transfer of control of promised products (residential or commercial completed units) or services to customers in an amount that reflects the consideration the Company expects to receive in exchange for those products or services.

The Company satisfies the performance obligation and recognises revenue over time, if one of the following criteria is met:



1. The customer simultaneously receives and consumes the benefits provided by the Company's performance as the Company performs; or
2. The Company's performance creates or enhances an asset that the customer controls as the asset is created or enhanced; or
3. The Company's performance does not create an asset with an alternative use to the Company and an entity has an enforceable right to payment for performance completed to date.

For performance obligations where any one of the above conditions are not met, revenue is recognised at the point in time at which the performance obligation is satisfied.

In case, revenue is recognised over the time, it is being recognised from the financial year in which the agreement to sell or any other binding documents containing salient terms of agreement to sell is executed. In respect of 'over the period of time', the revenue is recognised based on the percentage-of-completion method ('POC method') of accounting with cost of construction incurred (input method) for the respective projects determining the degree of completion of the performance obligation.

The Company bills to customers for construction contracts as per agreed terms. The Company adjusts the transaction price for the effects of the significant financing component included in the contract price in the case of contracts involving the sale of property under development, where the Company offers deferred payment schemes to its customers.

The revenue recognition requires forecasts to be made of total budgeted costs with the outcomes of underlying construction contracts, which further require assessments and judgments to be made on changes in work scopes and other payments to the extent they are probable and they are capable of being reliably measured. In case, where the contract cost is estimated to exceed total revenues from the contract, the loss is recognised immediately in the Statement of Profit and Loss. Revenue in excess of billing (unbilled revenue) are classified as contract asset while invoicing in excess of revenues (bill in advance) are classified as contract liabilities.

#### Rent

Rental Income is recognised on a time proportion basis as per the contractual obligations agreed with the respective tenant.

#### Interest

Interest income from a financial asset is recognised when it is probable that the economic benefits will flow to the Company and the amount of income can be measured reliably. Interest income is accrued on a time basis, by reference to the principal outstanding and at the effective interest rate applicable, which is the rate that exactly discounts estimated future cash receipts through the expected life of the financial asset to that asset's net carrying amount on initial recognition.

#### Dividend

Dividend income from investments is recognised when the Company's right to receive payment has been established (provided that it is probable that the economic benefits will flow to the Company and the amount of income can be measured reliably).

### 5.7 Cost of Revenue

Cost of Real estate projects Cost of project, includes cost of land (including cost of development rights/ land under agreements to purchase), liasoning costs, estimated internal development costs, external development charges, borrowing costs, overheads, construction costs and development construction materials, which is charged to the statement of profit and loss based on the revenue



recognised as explained in policy under revenue recognition, in consonance with the concept of matching costs and revenue. Final adjustment is made on completion of the specific project.

#### 5.8 Borrowing cost

Borrowing costs directly attributable to the acquisition and/or construction of a qualifying asset are capitalized during the period of time that is necessary to complete and prepare the asset for its intended use or sale. A qualifying asset is one that necessarily takes substantial period of time to get ready for its intended use. All other borrowing costs are charged to the statement of profit and loss as incurred.

#### 5.9 Inventories:

Inventories comprise of Land and development rights, Construction materials, Work-in-progress, completed unsold flats/units. These are valued at lower of the cost and net realisable value.


Land and development rights	Land and development rights (including development cost) are valued at lower of cost and net realisable value. Costs include land acquisition cost and initial development cost.
Construction materials	Construction materials are valued at cost if the completed unsold flats/units in which they will be incorporated are expected to be sold at or above cost, else lower of cost and net realisable value. Cost is determined on a weighted average basis.
Work-in-progress (Land/ Real Estate under development)	Work-in-progress is valued at cost if the completed unsold flats/units are expected to be sold at or above cost otherwise at lower of cost and net realisable value. Cost includes direct expenditure relating to construction activity (including land cost) and indirect expenditure (including borrowing costs) during the construction period to the extent the expenditure is related to construction or is incidental thereto.
Completed unsold flats/units	Lower of cost and net realisable value.

Net realisable value is the estimated selling price in the ordinary course of business less estimated costs of completion (wherever applicable) and estimated costs necessary to make the sale.

#### 5.10 Impairment of non - financial assets

The carrying amounts of the Company's property, plant & equipment and intangible assets are reviewed at each reporting period to determine whether there is any indication of impairment. If any such indication exists, the asset's recoverable amounts are estimated in order to determine the extent of impairment loss, if any. An impairment loss is recognised whenever the carrying amount of an asset exceeds its recoverable amount. The impairment loss, if any, is recognised in the statement of profit and loss in the period in which impairment takes place.

Recoverable amount is the higher of fair value less costs of disposal and value in use. In assessing value in use, the estimated future cash flows are discounted to their present value using a pre-tax discount rate that reflects current market assessments of the time value of money and the risks specific to the asset for which the estimates of future cash flows have not been adjusted.



Where an impairment loss subsequently reverses, the carrying amount of the asset is increased to the revised estimate of its recoverable amount, however subject to the increased carrying amount not exceeding the carrying amount that would have been determined (net of amortisation or depreciation) had no impairment loss been recognised for the asset in prior accounting periods. A reversal of an impairment loss is recognised immediately in profit or loss.

## 5.11 Employee benefits

### 5.11.1 Short-term obligations

Liabilities for wages and salaries, including non-monetary benefits that are expected to be settled wholly within 11 months after the end of the period in which the employees render the related service are recognised in respect of employees' services up to the end of the reporting period and are measured at the amounts expected to be paid when the liabilities are settled.

### 5.11.2 Post-employment obligations

The Company operates the following post-employment schemes:

- (a) defined contribution plan such as provident fund.

#### Defined contribution plan

The Company pays provident fund contributions to publicly administered provident funds as per local regulations. The Company has no further payment obligations once the contributions have been paid. The contributions are accounted for as defined contribution plans and the contributions are recognised as employee benefit expense when they are due. Prepaid contributions are recognised as an asset to the extent that a cash refund or a reduction in the future payments is available.

## 5.12 Accounting for provisions, contingent liabilities and contingent assets

Provisions are recognised in the balance sheet when the Company has a present obligation (legal or constructive) as a result of a past event, which is expected to result in an outflow of resources embodying economic benefits which can be reliably estimated. Each provision is based on the best estimate of the expenditure required to settle the present obligation at the balance sheet date. Where the time value of money is material, provisions are measured on a discounted basis. The expense relating to any provision is presented in the statement of profit and loss net of any reimbursement.

Constructive obligation is an obligation that derives from an entity's actions where:

- by an established pattern of past practice, published policies or a sufficiently specific current statement, the entity has indicated to other parties that it will accept certain responsibilities, and
- as a result, the entity has created a valid expectation on the part of those other parties that it will discharge those responsibilities

Contingent liabilities are not recognised in the financial statements. Contingent liabilities are disclosed when there is a possible obligation arising from past events, the existence of which will be confirmed only by the occurrence or non-occurrence of one or more uncertain future events not wholly within the control of the Company or a present obligation that arises from past events where it is either not probable that an outflow of resources will be required to settle the obligation or a reliable estimate of the amount cannot be made.



### 5.13 Income tax

Income tax expense comprises both current and deferred tax.

#### Current Income tax

Current income tax assets and liabilities are measured at the amount expected to be recovered from or paid to the taxation authorities. The tax rates and tax laws used to compute the amount are those that are enacted or substantively enacted, at the reporting date where the Company operates and generates taxable income.

Current tax items are recognised in correlation to the underlying transaction either in OCI or directly in equity. Management periodically evaluates positions taken in the tax returns with respect to situations in which applicable tax regulations are subject to interpretation and establishes provisions where appropriate.

#### Deferred tax

Deferred tax is recognised on temporary differences between the carrying amounts of assets and liabilities in the financial statements and the corresponding tax bases used in the computation of taxable profit.

Deferred tax assets and liabilities are not recognised for:

- temporary differences arising on the initial recognition of assets or liabilities in a transaction that is not a business combination and that affects neither accounting nor taxable profit or loss at the time of the transaction;
- temporary differences related to investments in subsidiaries, associates and joint arrangements to the extent that the Group is able to control the timing of the reversal of the temporary differences and it is probable that they will not reverse in the foreseeable future.

The carrying amount of deferred tax assets is reviewed at the end of each reporting period and reduced to the extent that it is no longer probable that sufficient taxable profits will be available to allow all or part of the asset to be recovered.

Deferred tax liabilities and assets are measured at the tax rates that are expected to apply in the period in which the liability is settled or the asset realised, based on tax rates (and tax laws) that have been enacted or substantively enacted by the end of the reporting period.

#### Minimum Alternate Tax:

Minimum Alternate Tax ('MAT') credit is recognised as an asset only when and to the extent there is convincing evidence that the Company will pay normal income-tax during the specified period. In the year in which the MAT credit becomes eligible to be recognised as an asset, the said asset is created by way of a credit to the statement of profit and loss. The Company reviews the same at each balance sheet date and writes down the carrying amount of MAT credit entitlement to the extent there is no longer convincing evidence to the effect that Company will pay normal income-tax during the specified period.

### 5.14 Dividends on ordinary shares

The Company recognises a liability to make cash or non-cash distributions to equity holders of the parent when the distribution is authorised and the distribution is no longer at the discretion of the Company. As per the corporate laws in India, a distribution is authorised when it is approved by the shareholders. A corresponding amount is recognised directly in equity.



**Sumit Realty Private Limited**

**Notes to financial statement for the year ended March 31, 2022**

Non-cash distributions are measured at the fair value of the assets to be distributed with fair value remeasurement recognised directly in equity. Upon distribution of non-cash assets, any difference between the carrying amount of the liability and the carrying amount of the assets distributed is recognised in the statement of profit and loss.

**5.15 Segment reporting**

The Company is primarily engaged in the business of building and development of property and land including group companies. As such the Company's financial statements are largely reflective of the real estate business and there is no separate reportable segment.

Pursuant to Ind AS 108 - Operating Segments, no segment disclosure has been made in these financial statements, as the Company has only one geographical segment and no other separate reportable business segment.

**5.16 Onerous contracts**

Provisions for onerous contracts are recognised when the expected benefits to be derived by the Company from a contract are lower than the unavoidable costs of meeting the future obligations under the contract. The provision is measured at the present value of the lower of the expected cost of terminating the contract and the expected net cost of continuing with the contract. Before a provision is established, the Company recognises any impairment loss on the assets associated with that contract.



Sumit Realty Private Limited  
Notes forming part of the financial statements  
All amounts are ₹ in Lakhs unless otherwise stated

6 Property, plant and equipment

Description of assets	Construction Equipment	Office Equipment	Computer, Laptop & Server	Total
<b>Deemed Cost</b>				
As at April 1, 2020	0.04	0.08	0.02	0.13
Additions	-	-	-	-
Disposals/ reclassifications	-	-	-	-
As at March 31, 2021	0.04	0.08	0.02	0.13
Additions	-	-	-	-
Disposals/ reclassifications	-	-	-	-
As at March 31, 2022	0.04	0.08	0.02	0.13
<b>Depreciation</b>				
As at April 1, 2020	0.01	0.04	0.01	0.05
Depreciation expense for the year	0.01	0.02	-	0.03
Eliminated on disposal of assets/ reclassifications	-	-	-	-
As at March 31, 2021	0.02	0.06	0.01	0.08
Depreciation expense for the period	0.02	0.02	0.00	0.05
Eliminated on disposal of assets/ reclassifications	-	-	-	-
As at March 31, 2022	0.04	0.08	0.01	0.13
As at March 31, 2022	-	-	-	-
As at March 31, 2021	0.02	0.02	0.01	0.05

- 6.1 There are no impairment losses recognised during the current and previous year.
- 6.2 No borrowing cost was capitalised during the current and previous year.
- 6.3 There are no asset pledged as security during the current and previous year.
- 6.4 The Company does not hold any immovable property (other than properties where the Company is the lessee and the lease agreements are duly executed in favour of the lessee) whose title deeds are not held in the name of the Company.
- 6.5 The Company has not revalued its property, plant and equipment as on each reporting period and therefore Schedule III disclosure requirements with respect to fair value details is not applicable.
- 6.6 There are no capital work-in-progress during each reporting period and therefore Schedule III disclosure requirements with respect to fair value details is not applicable.



Sumit Realty Private Limited

Notes forming part of the financial statements

All amounts are ₹ in Lakhs unless otherwise stated

7 Deferred tax asset (net)

7.1 Movement in deferred tax balances

Particulars	As at March 31, 2022			
	Opening balance	Recognised in profit and Loss	Recognised in OCI	Closing balance
Deferred tax (liabilities)/assets in relation to: Property, plant and equipment	0.15	(0.15)	-	-
Net tax asset/(liabilities)	0.15	(0.15)	-	-

7.2 Movement in deferred tax balances

Particulars	As at March 31, 2021			
	Opening balance	Recognised in profit and Loss	Recognised in OCI	Closing balance
Deferred tax (liabilities)/assets in relation to: Property, plant and equipment	0.16	(0.01)	-	0.15
Net tax asset/(liabilities)	0.16	(0.01)	-	0.15

8 Inventories

Particulars	As at March 31, 2022	As at March 31, 2021
Inventories (at lower of cost and net realisable value) Work-in-Progress, Raw Material and Finished Goods	-	0.87
Total	-	0.87

The cost of inventories recognised as an expense during the year was ₹ 0.87 Lakhs (for the year ended March 31, 2021: ₹ 129.41 Lakhs). The mode of valuation of inventories has been stated in note 5.10.

9 Trade Receivables

	As at March 31, 2022	As at March 31, 2021
Current		
Unsecured, considered good	352.40	352.41
Less: Expected credit loss allowance	-	-
	352.40	352.41

9.1 The average credit period on sales of goods is 30 days. No interest is charged on trade receivables.

9.2 The ageing schedule of Trade receivables is as follows:

As at March 31, 2022

	Not due	Less than 6 months	6 months - 1 year	1-2 years	2-3 years	> 3 years	Total
Undisputed							
Considered good	-	-	-	-	-	352.40	352.40
Credit impaired	-	-	-	-	-	-	-
Disputed							
Considered good	-	-	-	-	-	-	-
Credit impaired	-	-	-	-	-	-	-



As at March 31, 2021

	Not due	Less than 6 months	6 months - 1 year	1-2 years	2-3 years	> 3 years	Total
<b>Undisputed</b>							
Considered good	-	-	-	-	37.41	315.00	352.41
Credit impaired	-	-	-	-	-	-	-
<b>Disputed</b>							
Considered good	-	-	-	-	-	-	-
Credit impaired	-	-	-	-	-	-	-

The ageing has been given based on gross trade receivables without considering expected credit loss allowance.

10 Cash and bank balance

	As at March 31, 2022	As at March 31, 2021
Balances with banks		
- In current account	24.88	10.16
Cash on hand	0.16	0.17
<b>Total</b>	<b>25.04</b>	<b>10.33</b>

11 Other current financial asset

	As at March 31, 2022	As at March 31, 2021
Advances		
- to Staff	1.20	-
- to related parties	363.65	363.67
Other receivables	0.61	1.31
	<b>365.46</b>	<b>364.98</b>

11.1 Details of Loans or advances in the nature of loans are granted to promoters, directors, KMPs and the related parties (as defined under Companies Act, 2013,) either severally or jointly with any other person

Type of Borrower	Amount of loan or advance in the nature of loan outstanding	Percentage to the total Loans and Advances in the nature of loans
Promoters	-	0.00%
Directors	-	0.00%
KMPs	-	0.00%
Related Parties	363.65	99.67%

12 Other assets

Particulars	As at March 31, 2022	As at March 31, 2021
<b>Current</b>		
Advances to suppliers	0.75	0.75
Balances with government authorities (other than income taxes)		
- GST	69.90	70.04
- TDS Receivable	-	23.61
Contract assets	-	-
Prepaid expenses	0.05	0.06
	<b>70.70</b>	<b>94.45</b>



Sumit Realty Private Limited

Notes forming part of the financial statements

All amounts are ₹ in Lakhs unless otherwise stated

13 Equity share capital

	As at March 31, 2022	As at March 31, 2021
Authorized share capital		
50,000 Equity Shares of ₹ 10/- each	5.00	5.00
Issued and subscribed capital comprises:		
50,000 Equity Shares of ₹ 10/- each	5.00	5.00
Total	5.00	5.00

13.1 The company has only one class of equity shares having a par value of ₹ 10 per share. Each holder of equity shares is entitled to one vote per share. In the event of liquidation of the company, the holders of equity share will be entitled to receive remaining assets of the company, after distribution of all preferential amounts. The distribution will be in proportion to the number of equity shares held by the shareholders

13.2 Details of shares held by each shareholder holding more than 5% shares

	As at March 31, 2022	
	Number of shares held	% holding of equity shares
Fully paid equity shares		
Pragati Civil Solution Private Limited	17,500	35.00%
Sumit Woods Limited	17,500	35.00%
John R. Dantas	7,500	15.00%
Mahendra G Panani	7,500	15.00%
	As at March 31, 2021	
	Number of shares held	% holding of equity shares
Fully paid equity shares		
Pragati Civil Solution Private Limited	17,500	35.00%
Sumit Woods Limited	17,500	35.00%
John R. Dantas	7,500	15.00%
Mahendra G Panani	7,500	15.00%

13.3 A reconciliation of the number of shares outstanding at the beginning and at the end of the reporting period.

Equity Shares	Units	Amount
As at April 1, 2020	50,000	5.00
Issued during the year	-	-
As at March 31, 2021	50,000	5.00
Issued during the year	-	-
As at March 31, 2022	50,000	5.00





## 16 Trade payables

	As at March 31, 2022	As at March 31, 2021
Trade payables		
Due to micro and small enterprises	-	-
Due to other than micro and small enterprises	4.19	2.54
<b>Total</b>	<b>4.19</b>	<b>2.54</b>

The average credit period on purchases is 90 days. No interest is charged by the trade payables.

16.1 No amount is payable to micro, small & medium enterprise.

16.2 The ageing schedule of Trade receivables is as follows:

As at March 31, 2022

	Not due	Outstanding for following periods from due date of payment				Total
		Less than 1 year	1-2 years	2-3 years	>3 years	
Undisputed						
MSME	-	-	-	-	-	-
Others	-	1.65	1.75	0.68	0.11	4.19
Disputed						
MSME	-	-	-	-	-	-
Others	-	-	-	-	-	-

As at March 31, 2021

	Not due	Outstanding for following periods from due date of payment				Total
		Less than 1 year	1-2 years	2-3 years	>3 years	
Undisputed						
MSME	-	-	-	-	-	-
Others	-	1.75	0.68	0.11	-	2.54
Disputed						
MSME	-	-	-	-	-	-
Others	-	-	-	-	-	-

## 17 Other financial liabilities

	As at March 31, 2022	As at March 31, 2021
<b>Current</b>		
Employee expenses payable	0.15	0.23
Other expenses payable	0.39	0.18
Maintenance, Society Charges and other charges Payable	0.01	0.01
<b>Total</b>	<b>0.55</b>	<b>0.42</b>

## 18 Other current liabilities

	As at March 31, 2022	As at March 31, 2021
Statutory Liabilities	0.08	0.29
<b>Total</b>	<b>0.08</b>	<b>0.29</b>



Sumit Realty Private Limited  
 Notes forming part of the financial statements  
 All amounts are ₹ in Lakhs unless otherwise stated

19 Revenue from operations

	For the year ended March 31, 2022	For the year ended March 31, 2021
Sale of Units in Projects	-	125.00
Legal and other charges recovered from unit holder	-	3.13
<b>Total</b>	<b>-</b>	<b>128.13</b>

19.1 There was no impairment losses recognised on any contract asset and trade receivables.

19.2 The Company recognises its revenue on point-in-time basis. This is consistent with the revenue information that is disclosed in segment information under Ind AS 108.

19.3 Refer details of contract assets in note 14 and trade receivables in note 11.

20 Other Income

	For the year ended March 31, 2022	For the year ended March 31, 2021
Interest Income	1.17	3.18
Miscellaneous income	-	-
<b>Total</b>	<b>1.17</b>	<b>3.18</b>

21 Changes in inventories

	For the year ended March 31, 2022	For the year ended March 31, 2021
A. Opening stock: Finished stock	0.87	130.28
B. Closing stock: Finished stock	-	(0.87)
<b>A - B</b>	<b>0.87</b>	<b>129.41</b>

22 Employee benefits expenses

	For the year ended March 31, 2022	For the year ended March 31, 2021
Salaries and Wages	4.16	3.77
Contribution to provident and other funds	0.33	0.30
Staff Welfare Expenses	0.13	0.14
	<b>4.62</b>	<b>4.21</b>



Sumit Realty Private Limited  
 Notes forming part of the financial statements  
 All amounts are ₹ in Lakhs unless otherwise stated

23 Constructions & Development Expenses

	For the year ended March 31, 2022	For the year ended March 31, 2021
Site labour & other contract costs	-	-
Costs of permissions and other land conversion costs	-	-
Administrative Expenses relating to project	1.02	2.37
	1.02	2.37

24 Depreciation and amortisation expense

	For the year ended March 31, 2022	For the year ended March 31, 2021
Depreciation of property, plant and equipment	0.05	0.03
Total depreciation and amortisation expenses	0.05	0.03

25 Other expenses

	For the year ended March 31, 2022	For the year ended March 31, 2021
Auditors Remuneration	0.33	0.55
ROC charges	0.01	0.03
Repairs & Maintenance	3.35	12.32
Professional Fees	-	0.43
Rates and Taxes	0.96	-
Telephone & Mobile Expenses	-	0.06
Other Misc. expenses (each expenses below 1 lakh)	1.03	7.08
Total	5.68	20.47

25.1 Payments to auditors

	For the year ended March 31, 2022	For the year ended March 31, 2021
a) For audit	0.33	0.15
b) Certification work	-	0.40
Total	0.33	0.55



26 Current tax and deferred tax

26.1 Income tax recognised in profit and loss

Particulars	For the year ended March 31, 2022	For the year ended March 31, 2021
<b>Current tax:</b>		
In respect of current year	-	-
In respect of previous year	-	(0.28)
	-	(0.28)
<b>Deferred tax:</b>		
In respect of current year origination and reversal of temporary differences	0.15	0.01
	0.15	0.01
<b>Total</b>	<b>0.15</b>	<b>(0.27)</b>

26.2 Reconciliation of income tax expense and the accounting profit multiplied by Company's domestic tax rate:

Particulars	For the year ended March 31, 2022	For the year ended March 31, 2021
Profit before tax	(11.07)	(25.18)
Income tax expense calculated at 22% and year ended March 31, 2021: 22% (plus surcharge & cess as applicable)	-	-
Effects of expenses that are not deductible in determining taxable profits	-	-
Effect of previously unrecognised and unused tax losses and deductible temporary difference now recognised as deferred tax assets	-	-
Effect of income that is exempt from taxation	-	-
Effect of expenses deductible in determining taxable profits	-	-
Earlier Years Taxes	-	(0.28)
Deferred Tax recognised during the period	0.15	0.01
<b>Income tax expense recognised in profit or loss</b>	<b>0.15</b>	<b>(0.27)</b>

Note:

In pursuance of Section 115BAA of the Income Tax Act, 1961 announced by the Government of India through Taxation Laws (Amendment) Ordinance, 2019, the Company has an irrevocable option of shifting to lower tax rate and simultaneously forgo certain tax incentives including loss of accumulated MAT credit. The Company has not exercised this option to avail lower tax rate benefit.

The tax rate used for March 31, 2022 and March 31, 2021, in reconciliations above is the corporate tax rate of 25% & 25% respectively (plus surcharge and cess as applicable) on taxable profits under Income Tax Act, 1961.

26.3 Deferred tax


The Company had not recognised deferred tax asset, of ₹ 2.78 Lakhs as at March 31, 2022 and ₹ 4.81 lakhs as at March 31, 2021 with respect to its tax losses and other temporary differences as it was unable to quantify the probability of its off-set against estimated immediate future profits. The estimated future profits are based on estimated business plan, hence, the recognition is sensitive to the changes in the business plan.

Details of the amount and expiry date of deductible temporary differences, unused tax losses, and unused tax credits for which no deferred tax asset is recognised in the balance sheet:

Particulars	As at March 31, 2022	As at March 31, 2021
Business losses	11.00	19.05
Carry forward depreciation	0.05	0.06

The unrecognised tax credits with respect to business losses will expire between the Assessment year 2030-2031 for AY 2022-23 losses & AY 2029-2030 for AY 2021-22 losses

26.4 The Company does not have any transaction that were not recorded in the books of accounts and were surrendered or disclosed in the income tax assessments under the Income Tax Act, 1961.



Sumit Realty Private Limited

Notes forming part of the financial statements

All amounts are ₹ in Lakhs unless otherwise stated

**27 Contingent Liabilities (to the extent not provided for):**

There are no contingent liability as on March 31, 2022.

**28 Earning per share**

	For the year ended March 31, 2022	For the year ended March 31, 2021
Profit attributable to Equity shareholders	(11.22)	(24.91)
Weighted average number of Ordinary shares for computing - Basic and Diluted earnings per share	50,000	50,000
Nominal value per share (₹)	10	10
<b>Basic and Diluted (₹)</b>	<b>(22.44)</b>	<b>(49.82)</b>

There have been no transactions involving ordinary shares or potential ordinary shares between the reporting date and the date of the completion of these financial statements which would require the restatement of EPS.

**29 Segment information**

In line with the provisions of Ind AS 108 - Operating segments and basis the review of operations being done by the board and the management, the operations of the Company fall under colonization and real estate business, which is considered to be the only reportable segment.

**29.1 Information about revenue from external customers in various geographical areas**

The Company is operating in India which is considered as a single geographical segment.

**29.2 Information about major customers**

The Company derives its major revenues from construction and development of real estate projects and its customers are widespread.

There is no revenue in the Company for the year ended March 31, 2022. Revenue includes sales of Rs. 125 Lakhs for the year ended March 31, 2021 which arose from sales to its One customers. No other single customer contributed 10% or more to the Company's revenue.

**30 Employee benefit plans**

**30.1 Defined contribution plans:**

The Company makes Provident Fund contributions which are defined contribution plans, for qualifying employees. Under the Schemes, the Company is required to contribute a specified percentage of the payroll costs to fund the benefits. The Company recognised Rs. 0.23 Lakhs (Previous Year ended March 31, 2021: ₹ 0.23 Lakhs) for Provident Fund contributions, in the Statement of Profit and Loss. The contributions payable to these plans by the Company are at rates specified in the rules of the schemes.



### 31 Financial instruments

#### 31.1 Capital management

The Company manages its capital to ensure that it will be able to continue as going concern while maximising the return to stakeholders through the optimisation of the debt and equity balance. The capital structure of the Company consists of net debt offset by cash and bank balances and total equity of the Company.

#### Gearing ratio

The gearing ratio at end of the reporting period was as follows.

Particulars	As at March 31, 2022	As at March 31, 2021
Debt	60.00	60.00
Cash and bank balances	25.04	10.33
Net debt	34.96	49.67
Total equity	751.40	762.62
Net debt to equity ratio	0.05	0.07

#### 31.2 Categories of financial instruments:

Particulars	As at March 31, 2022	As at March 31, 2021
<b>Financial assets</b>		
<b>Measured at amortised cost</b>		
Trade receivables	352.40	352.41
Cash and cash equivalents	25.04	10.33
Other financial assets	365.46	364.98
<b>Financial liabilities</b>		
<b>Measured at amortised cost</b>		
Borrowings	60.00	60.00
Trade payables	4.19	2.54
Other financial liabilities	0.55	0.42

#### 31.3 Financial risk management objectives

The company monitors and manages the financial risks to the operations of the Company. These risks include market risk, credit risk, interest risk and liquidity risk.

##### A. Credit risk

Credit risk refers to the risk that a counterparty will default on its contractual obligations resulting in financial loss to the Company. There are no trade or other receivables. Accordingly the Company is not exposed to credit risk.

##### B. Liquidity risk

Liquidity risk refers to insufficiency of funds to meet the financial obligations. Liquidity Risk Management implies maintenance of sufficient cash to meet obligations when due.

The Company continuously monitoring forecast and actual cash flows, and by assessing the maturity profiles of financial assets and liabilities.

#### Maturities of financial liabilities

Table showing maturity profile of non-derivative financial liabilities:



	As at March 31, 2022	As at March 31, 2021
<b>Upto One year</b>		
Borrowings	60.00	60.00
Trade payables	4.19	2.54
Other financial Liabilities	0.55	0.42

The above table details the Company's remaining contractual maturity for its non-derivative financial liabilities with agreed repayment periods. The amount disclosed in the tables have been drawn up based on the undiscounted cash flows of financial liabilities based on the earliest date on which the Company can be required to pay. The contractual maturity is based on the earliest date on which the Company may be required to pay.

#### C. Market risk

The risk that the fair value or future cash flows of a financial instrument will fluctuate because of changes in market prices. Market risk comprises of currency risk and interest rate risk. In the normal course of business and in accordance with our policies, we manage these risks through a variety of strategies.

##### i). Currency risk

The risk that the fair value or future cash flows of a financial instrument will fluctuate because of changes in foreign exchange rates. The Company is domiciled in India and has its revenues and other major transactions in its functional currency i.e. INR. Accordingly the Company is not exposed to any currency risk.

##### ii). Interest rate risk

The risk that the fair value or future cash flows of a financial instrument will fluctuate because of changes in market interest rates. The Company has not borrowed any funds from market on which interest is payable and therefore is not exposed to interest rate risk.

### 32 Fair Value Measurement

#### 32.1 Fair value of financial assets and financial liabilities that are measured at amortised cost:

The management assessed that fair value of cash and cash equivalents, trade receivables, trade payables, and other financial assets and liabilities approximate their carrying amounts largely due to the short-term maturities of these instruments.



Sumit Realty Private Limited  
 Notes forming part of the financial statements  
 All amounts are ₹ in Lakhs unless otherwise stated

### 33 Related parties transactions

#### 33.1 Names of the related parties and related party relationships

Particulars	Relationship as at	
	March 31, 2022	March 31, 2021
Sumit Woods Limited	Company having significant influence	Company having significant influence
Mitaram Jangid	Director	Director
John Dantas	Director	Director
Vinod Shah	-	Director
Sumit Pragati Developers LLP	Director is partner	Director is partner
Mitatu Realty LLP	Director is partner	Director is partner

#### 33.2 Details of related party transactions

	For the year ended March 31, 2022	For the year ended March 31, 2021
<b>Receiving Services</b>		
Sumit Woods Limited	1.00	2.00
<b>Loan Taken / (Repaid)</b>		
Vinod Shah	-	(12.00)
<b>Loan/ Advance Given (Repayment Received)</b>		
Sumit Pragati Developers LLP	-	123.00
Sumit Woods Limited	-	(10.64)

#### 33.3 Details of related party closing balances

	As at March 31, 2022	As at March 31, 2021
<b>Trade Payable</b>		
Sumit Woods Limited	2.91	1.74
<b>Trade Receivable</b>		
John Dantas	315.00	315.00
Mitatu Realty LLP	34.80	34.80
Sumit Pragati Developers LLP	2.60	2.60
<b>Loan Taken</b>		
John Dantas	50.25	50.25
Mitaram Jangid	5.25	5.25
Vinod Shah	-	-
<b>Loan/ Advance Given</b>		
Sumit Pragati Developers LLP	331.00	331.00
Sumit Woods Ltd	32.65	32.65

#### 33.4 Compensation of key management personnel

The remuneration of directors and other members of key management personnel during the year was as follows:

	For the year ended March 31, 2022	For the year ended March 31, 2021
Short-term benefits	-	-
Post-employment benefits	-	-
Other long-term benefits	-	-
Termination benefits	-	-
Sitting fees	-	-



Sumit Realty Private Limited

Notes forming part of the financial statements

All amounts are ₹ in Lakhs unless otherwise stated

34 Additional Regulatory Information

- 34.1 The Company does not own benami properties. Further, there are no proceedings which have been initiated or are pending against the Company for holding any benami property under the Benami Transactions (Prohibition) Act, 1988 (45 of 1988) and rules made thereunder.
- 34.2 The Company has not borrowed any specific purpose loan from Bank & Financial Institution and used for that purpose only.
- 34.3 During the year ended March 31, 2022 and March 31, 2021, the Company has not traded or invested in Crypto currency or Virtual Currency.
- 34.4 There were no Scheme of Arrangements entered by the Group during the current reporting period, which required approval from the Competent Authority in terms of sections 230 to 237 of the Companies Act, 2013.
- 34.5 During the year ended March 31, 2022 and March 31, 2021, the company did not have any transaction with struck off companies as per section 248 of the Companies Act, 2013 or section 560 of Companies Act, 1956.
- 34.6 The Company has not advanced or loaned or invested funds to any other person(s) or entity(is), including foreign entities (Intermediaries) with the understanding that the Intermediary shall:
- (a) directly or indirectly lend or invest in other persons or entities identified in any manner whatsoever by or on behalf of the Company (Ultimate Beneficiaries) or
  - (b) provide any guarantee, security or the like to or on behalf of the Ultimate Beneficiaries
- 34.7 The Company has not received any fund from any person(s) or entity(is), including foreign entities (Funding Party) with the understanding (whether recorded in writing or otherwise) that the Company shall:
- (a) directly or indirectly lend or invest in other persons or entities identified in any manner whatsoever by or on behalf of the Funding Party (Ultimate Beneficiaries) or
  - (b) provide any guarantee, security or the like on behalf of the Ultimate Beneficiaries,
- 34.8 The Company has complied with the number of layers prescribed under of Section 2(87) of the Act read with the Companies (Restriction on number of Layers) Rules, 2017.
- 34.9 The Company does not hold any investment property as at the balance sheet date.

35 Ratio Analysis and its elements

a) Current Ratio = Current Assets divided by Current Liabilities

	As at March 31, 2022	As at March 31, 2021
Current assets	813.60	821.04
Current liabilities	64.82	63.25
Ratio (in times)	12.55	13.01
% Change from previous year	-3.54%	

Reason for change more than 25% : Not Applicable

b) Debt Equity ratio = Total debt divided by average equity

	As at March 31, 2022	As at March 31, 2021
Total debt*	60.00	60.00
Total Equity**	757.01	775.08
Ratio (in times)	0.08	0.08
% Change from previous year	2.39%	

\*Total debt includes long term borrowing and current borrowings.

\*\*Average equity represents the average of opening and closing total equity.

Reason for change more than 25% : Not Applicable



## c) Debt Service Coverage Ratio = Earnings available for debt services divided by total interest and principal repayments of interest bearing borrowings

	As at March 31, 2022	As at March 31, 2021
Net Profit/ (Loss) after tax (A)	(11.22)	(24.91)
Add: Non cash operating expenses and finance cost		
- Depreciation and amortisation (B)	0.05	0.03
- Finance cost (C)	-	-
Total Non-cash operating expenses and finance cost (Pre-tax) (D= B+C)	0.05	0.03
Total Non cash operating expenses and finance cost (Post-tax) (E = D* (1- Tax rate))	0.04	0.02
Earnings available for debt services (F = A+E)	(11.18)	(24.89)
Interest outflow on borrowing (G)	-	-
Principal repayments of interest bearing borrowings (H)	-	-
Total interest and principal repayments (I = G + H)	-	-
Ratio (in times) (I = F/ I)	-	-
% Change from previous year	-	-

Reason for change more than 25% : Not Applicable

## d) Return on Equity Ratio = Net profit after tax divided by average equity

	As at March 31, 2022	As at March 31, 2021
Net profit/(loss) after tax	(11.22)	(24.91)
Total Equity*	757.01	775.08
Ratio (in %)	-1.48%	-3.21%
% Change from previous year	-53.89%	

\*Average equity represents the average of opening and closing total equity.

Reason for change more than 25% : Return on equity ratio improved due to reduction in losses as compared to last year

## e) Inventory Turnover Ratio = Revenue from Sale of Units divided by average inventory

	As at March 31, 2022	As at March 31, 2021
Revenue From Sale of Units	-	125.00
Average inventory*	0.43	65.57
Ratio (in times)	-	1.91
% Change from previous year	-100%	

\*Average inventory represents the average of opening and closing inventory.

Reason for change more than 25% : Inventory turnover ratio changed significantly due to all inventory sold in FY 2020-21 &amp; No Revenue &amp; inventory as on 31/03/2022

## f) Trade Receivables turnover ratio = Revenue from Operations divided by average trade receivables

	As at March 31, 2022	As at March 31, 2021
Revenue from Operations	-	128.13
Average trade receivables*	352.41	355.41
Ratio (in times)	-	0.36
% Change from previous year	-100%	

\* Trade receivables is included gross of ECL and net of customer advances. Average trade receivables represents the average of opening and closing trade receivables.

Reason for change more than 25% : Trade receivable Turnover ratio changed significantly due to No revenue in FY 2021-22 as compared to Revenue Rs. 128.13 lakhs in FY 2020-21



Trade payables turnover ratio = Credit purchases, Construction Expenses except Cost of permission &amp; Other

g) Expenses divided by average trade payables

	As at March 31, 2022	As at March 31, 2021
Credit purchases, Construction Expenses except Cost of permission & Other Expenses	6.70	22.84
Average trade payables*	3.37	1.96
Ratio (in times)	1.99	11.68
% Change from previous year	-82.96%	

\* Trade payables excludes employee benefits payables. Average trade payables represents the average of opening and closing trade payables.

Reason for change more than 25% : Trade Payable turnover ratio changed significantly due to decrease in Expenses & Increase in trade payable as compared to last year

h) Net Capital Turnover Ratio = Revenue from operations divided by Net Working capital

	As at March 31, 2022	As at March 31, 2021
Revenue from Operations (A)	-	128.13
Current Assets (B)	813.60	823.04
Current Liabilities (C)	64.82	63.25
Net Working Capital (D = B - C)	748.78	759.79
Ratio (in times)	-	0.17
% Change from previous year	-100.00%	

Reason for change more than 25% : Net Capital Turnover ratio changed significantly due to No revenue in FY 2021-22 as compared to Revenue Rs. 128.13 lakhs in FY 2020-21

i) Net profit ratio = Net profit after tax divided by Revenue from operations

	As at March 31, 2022	As at March 31, 2021
Net profit / (loss) after tax	(11.22)	(24.91)
Revenue from operations	-	128.13
Ratio (in %)	-	-19.44%
% Change from previous year	-100%	

Reason for change more than 25% : Net Capital Turnover ratio changed significantly due to No revenue in FY 2021-22 as compared to Revenue Rs. 128.13 lakhs in FY 2020-21

j) Return on Capital employed (pre -tax) = Earnings before interest and taxes (EBIT) divided by average Capital Employed

	As at March 31, 2022	As at March 31, 2021
Profit/(Losses) before tax (A)	(11.07)	(25.18)
Finance Costs (B)	-	-
EBIT (C) = (A)+(B)	(11.07)	(25.18)
Total Assets (D)	816.22	825.87
Current Liabilities (E)	64.82	63.25
Capital Employed (F)=(D)-(E)	751.40	762.62
Ratio (in %)	-1.47%	-3.30%
% Change from previous year	-55.38%	

Reason for change more than 25% : Return on capital employed improved due to reduction in losses as compared to last year



Sumit Realty Private Limited

Notes forming part of the financial statements

All amounts are ₹ in Lakhs unless otherwise stated

k) Return on Investment – Net profit after tax divided by average equity

The Group believes that Return on equity ratio as disclosed above is an appropriate measure of 'return on investment ratio' as well.

	As at March 31, 2022	As at March 31, 2021
Net profit/(loss) after tax	(11.22)	(24.91)
Total equity*	757.01	775.08
Ratio (in %)	-1.48%	-3.21%
% Change from previous year	-54%	

\*Average equity represents the average of opening and closing total equity.

Reason for change more than 25% : Return on equity ration improved due to reduction in losses as compared to last year

36 The outbreak of the Covid-19 pandemic and the consequent lock down has impacted the regular business operations of the Company. The Company has assessed the impact of the pandemic on its financial position based on the internal and external information, to the extent known and available up to the date of approval of these financial statements. Based on such assessment, the Company believes no additional adjustments is required as at 31 March 2022, and 31 March 2021 to the carrying value of trade receivables, inventories, property, plant & equipment, deferred tax asset and other financial assets. Further, the Company has also assessed its liquidity position and based on the cash flows available on balance sheet and unutilized credit lines with banks, the Company will be able to meet all its obligations. The impact of the pandemic may be different from that assessed as at the date of approval of these financial statements and the Company will continue to monitor any material changes to future economic conditions.

37 Events after the latest Reporting Date

No Such events occurred after reporting date

38 The figures for the corresponding previous year have been regrouped/reclassified, wherever necessary, to make them comparable with the current year classification.

