



SUMIT WOODS LIMITED

Quarter 1 review (FY 2022-23)

INDEX

Overview	3
Ongoing projects	5
Upcoming Projects	11
Standalone Financials	14
Consolidated Financials	16
Sales	18

*Sumit Garden
Grove*



Overview



Sumit Woods Limited

- Constant 100% delivery rate.
- Successfully completed 60+ projects.
- Employment of cost and time effective construction methods.
- Increased net profit margin.
- 9+ Lac sq ft area under construction



**Sumit
One**



Ongoing Projects

Sumit Gurukrishna

Demolition in progress

Vile Parle (E)



Matunga

3rd slab in progress

Sumit Atulyam

*Sumit One
Borivali (W)
6th slab in progress*



*Arcenciel
Matunga
20th slab in progress*

Sumit Plumeria - Ponda, Goa
Internal plaster in progress



Plinth Work in progress
Sumit Bells Plot A - Nuvem, Goa

Sun Sumit Deepshal (Borivali West)



Site cleared for construction

New project in this quarter

Jeevan Mangal (Borivali W)



*Foundation in progress
New project in this quarter*



Upcoming Projects

Dattani Trade Centre

COMMERCIAL HUB AT PRIME
LOCATION CHANDAWARKAR ROAD,
BORIVALI WEST



Vidyavihar
UPCOMING RESIDENTIAL PROJECT

Kalina

UPCOMING RESIDENTIAL
PROJECT IN SANTACRUZ

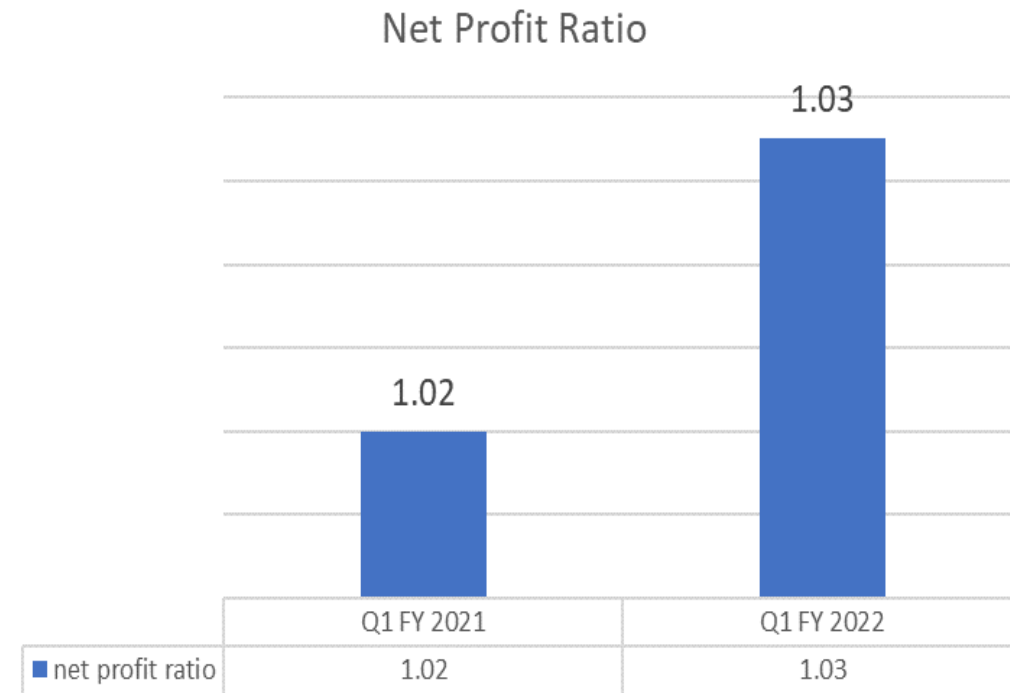
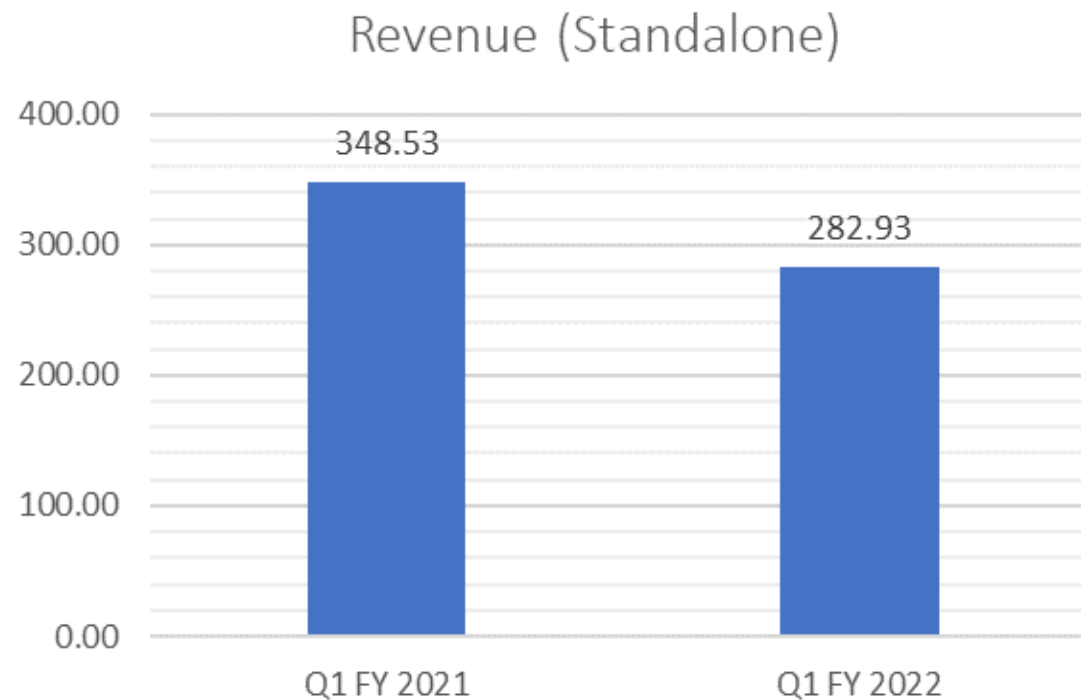


Upcoming Projects

Project Name	location	status	Approx. B.U.A (in SQ FT)
Jairaj Nagar	Borivali	MOU done	2,30,000
Miranda	Santacruz	I.O.D Received	10,400
Vidyavihar	Dadar	LOI Received	67,000
Brothers	Mahim	Agreement for sale done	1,70,000
Dattani	Borivali	Appointed	2,00,000
Total upcoming area			6,77,400

Standalone Financials

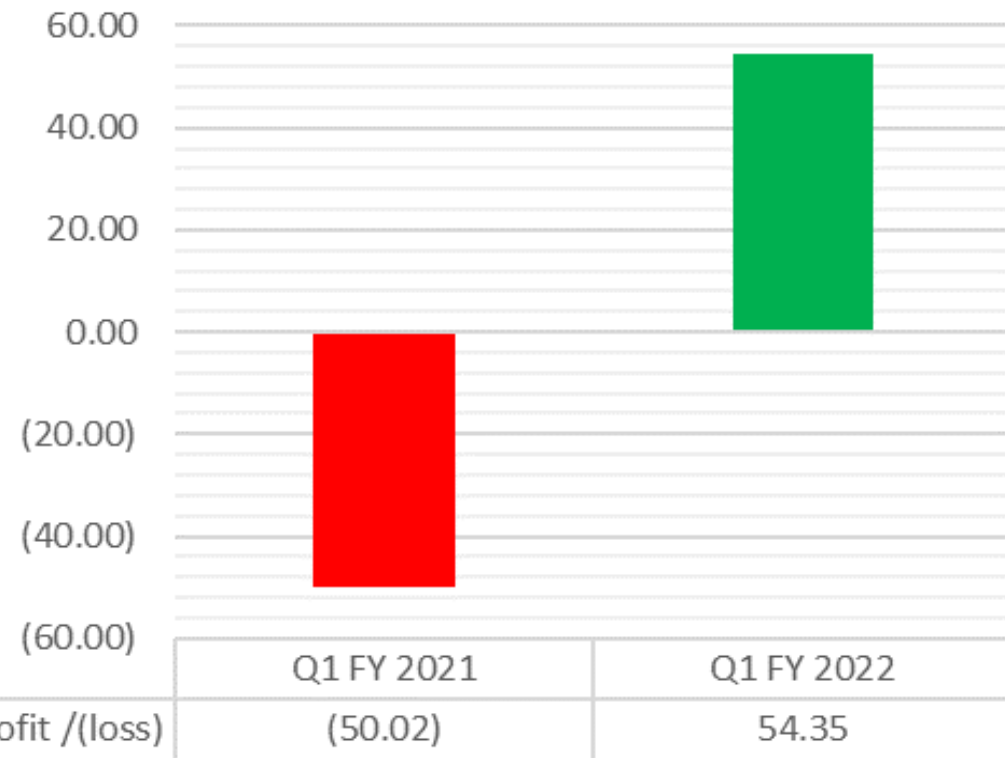
- There is a decrease in revenue as the project Sumit one is in initial stage and hence not booking any revenue.



The net profit margin shows increase from Q1 of FY 2021

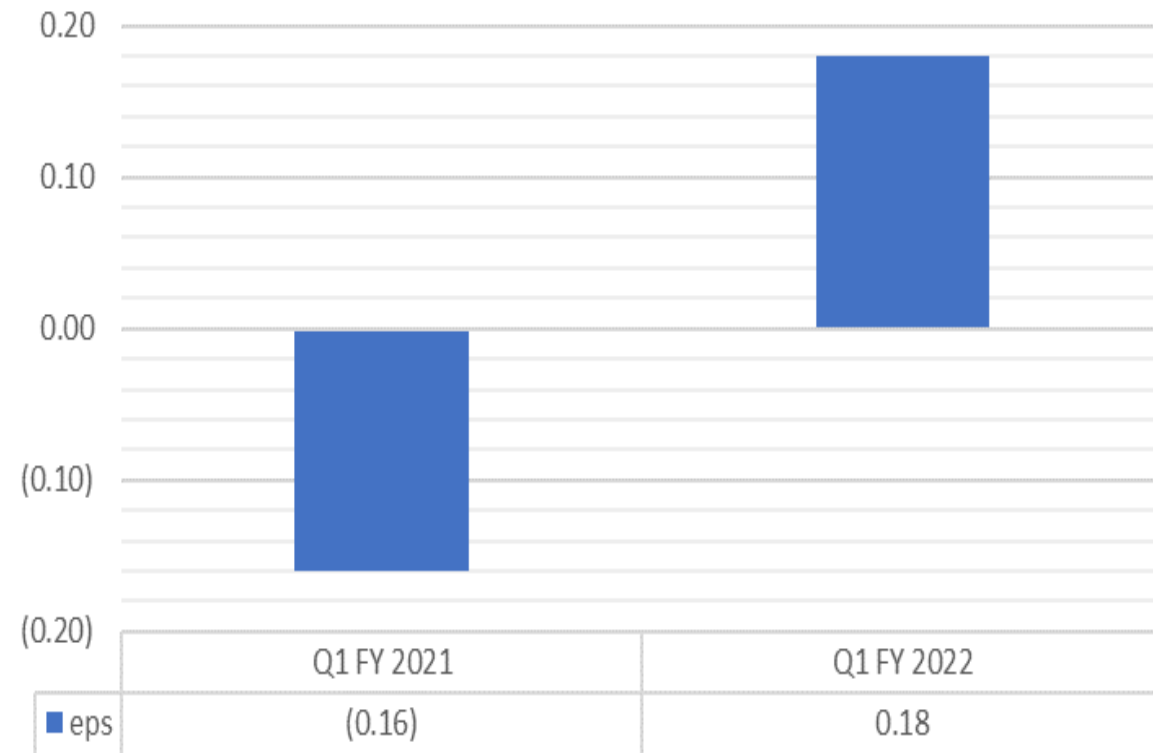
Standalone Financials as Compared to Q1 (FY 21)

Standalone profit /(loss)



Booking profit as compared to last year

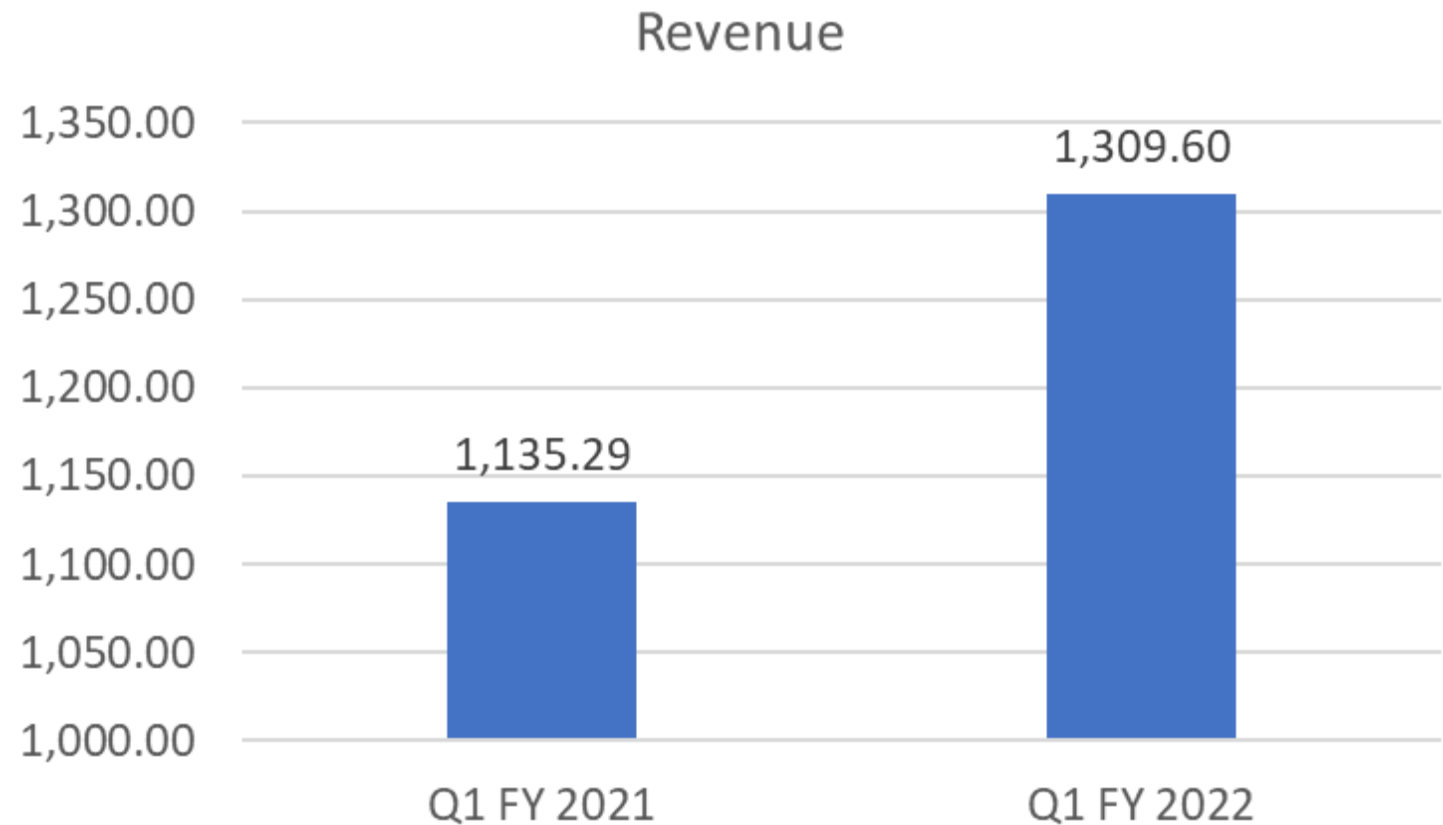
EPS



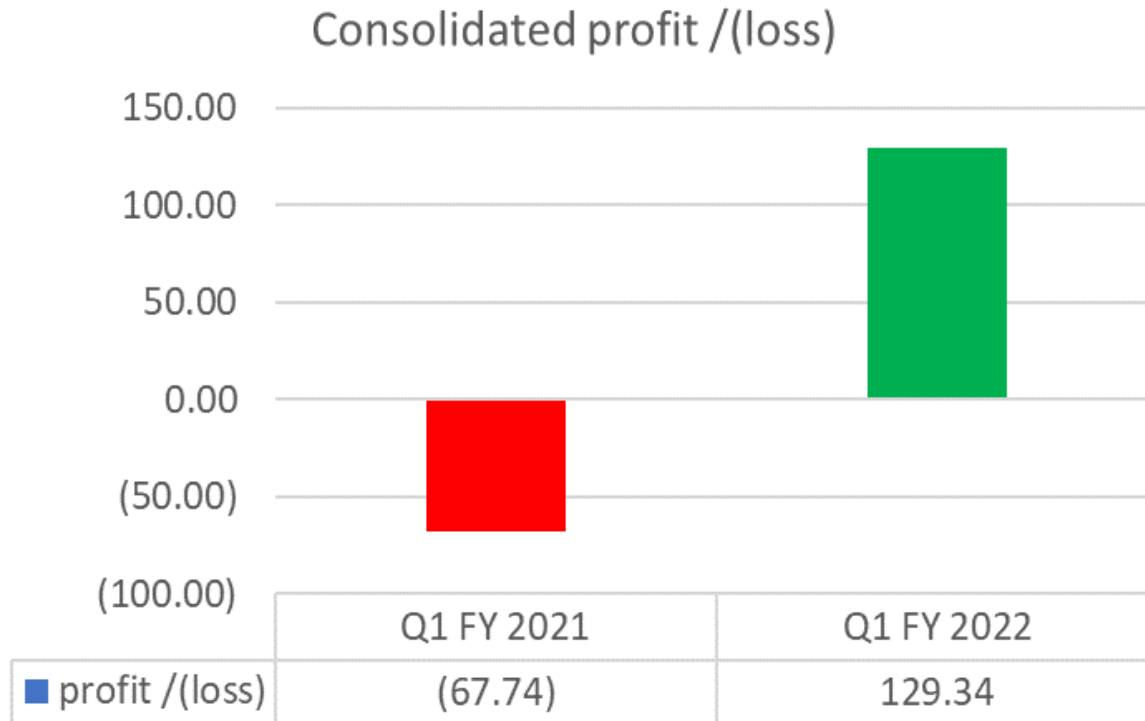
Increased Profitability

Consolidated Financials

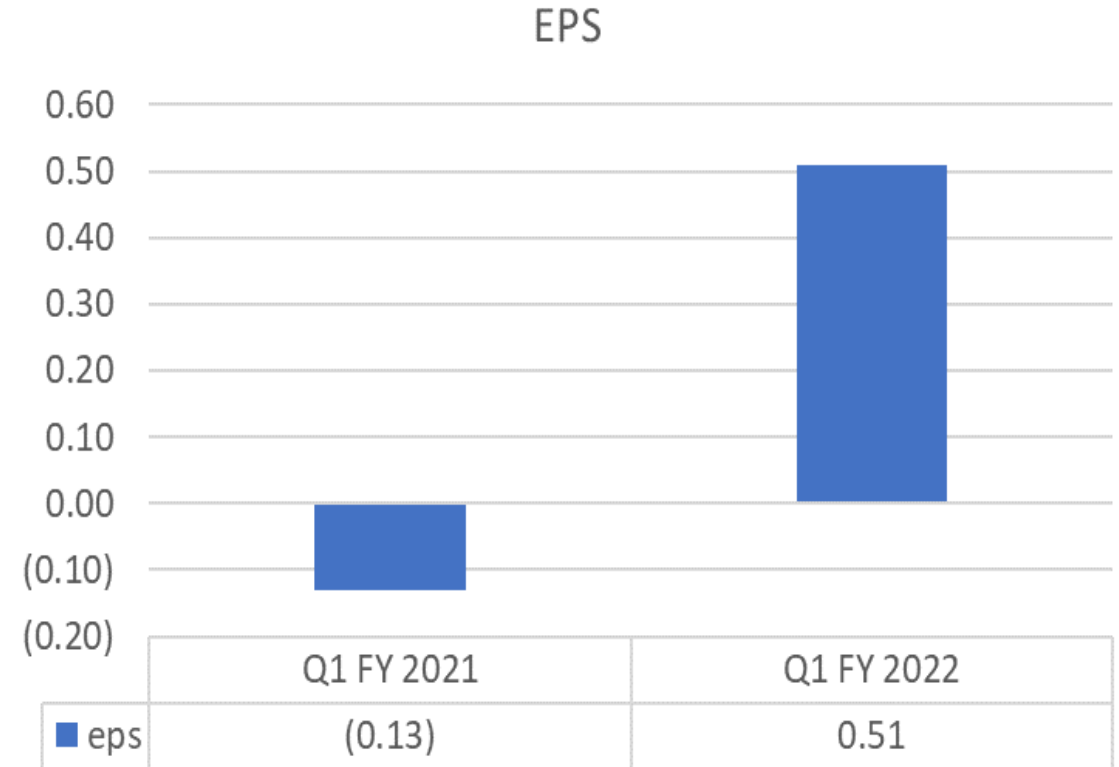
- There is a 15% increase in revenue from Q1 FY 21 at a constant net profit ratio of 1



Consolidated Financials



Booking Profits as
compared to last Q1




Increased Profitability

Sales (up to date)

Project	Total area	Area booked till date (including allotted)	Inventory	Project completion % (including approval cost)	Booking value (in Cr)	Revenue (in Cr)
Sumit one	20,270	8,646	11,624	49%	17.2	6.08
Plumeria	31,494	18,430	13,064	97%	11.64	10.27
Sumit Atulyam	35,211	9,433	25,778	31%	21.54	0
Arcenciel	56,132	40,306	15,826	61%	77.24	39.24
Sumit bells A	17,823	-	17,823	18%	0	0

Sales (Q1 FY 2022-23)

Project	Area booked in Q1 FY 22	Units booked	Sales value (in Cr)	Amount collected (in Cr)	Revenue recognised (in Cr)
Sumit one	0	0	0	1.24	1.37
Plumeria	1069.3	1	0.74	1.23	1.35
Sumit Atulyam	1663.2	2	6.64	4.04	0
Arcenciel	7791	13	17.27	10.15	10.31
Sumit bells A	0	0	0	0	0



Thank you

www.sumitwoods.com

Happy independence day...
Wishes by Sumit Woods Limited

